

Remote Access Guidelines Extraordinary General Meeting ('EGM') 2024



We will be giving you the opportunity to participate online at the EGM, using your smartphone, tablet or computer.

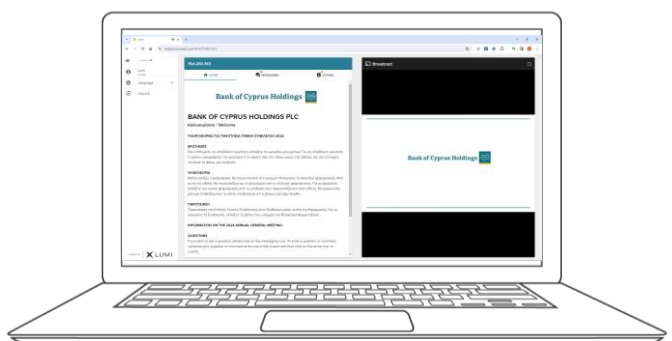
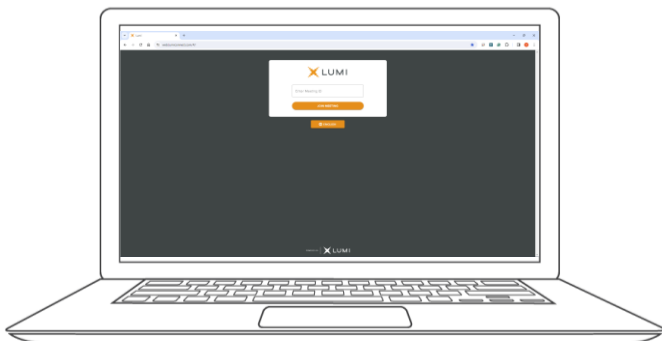
If you choose to participate online you will be able to listen to a live audiocast of the meeting, ask the board questions and submit your votes in real time and you will need to:

Visit <https://web.lumiagm.com> on your smartphone, tablet or computer. You will need the latest versions of Chrome, Safari, Edge and Firefox. Please ensure your browser is compatible.


Meeting ID: 158-129-330

**To login you must enter your Identification Number and
Password: EGM2024**

<u>Access</u>		<u>Audiocast</u>
<p>Once you have entered web.lumiagm.com into your web browser, you'll be prompted to enter the Meeting ID as above.</p> <p>You will then be required to click 'Login' and enter your:</p> <p>(a) Identification Number; and (b) Password: EGM2024</p> <p>You will be able to log into the site on Friday, 13 September 2024 from 10.50 a.m. (Cyprus time) / 8.50 a.m. (Irish time).</p>	<p>If you are a shareholder, DI holder or appointed proxy, select 'Login' and enter your Identification Number (for Shareholders and DI Holders as presented in the Register of Members as at 9th September 2024) and Password: EGM2024</p> <p>If you are a guest, select 'Guest'</p> <p>As a guest, you will be prompted to complete all the relevant fields including; title, first name, last name and email address.</p> <p>Please note, guests will not be able to ask questions or vote at the meeting.</p>	<p>When successfully authenticated, the info screen  will be displayed. You can ask questions in text form and listen to the audiocast.</p> <p>If you would like to listen to the audiocast press the broadcast icon  at the bottom of the screen.</p> <p>If viewing on a computer, the broadcast will appear at the side automatically once the meeting has started.</p>



Voting

The Chairman will open voting on all resolutions. Once the voting has opened, the polling icon  will appear on the navigation bar at the bottom of the screen.

From here, the resolutions and voting choices will be displayed.

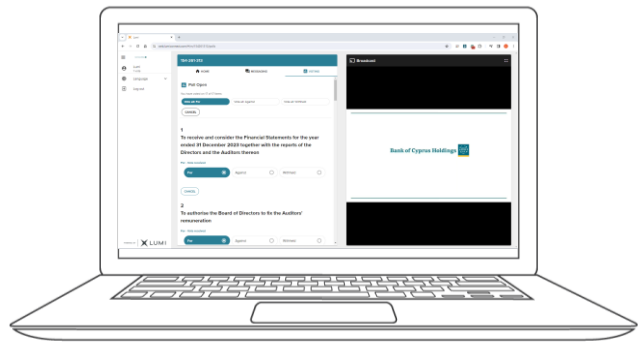
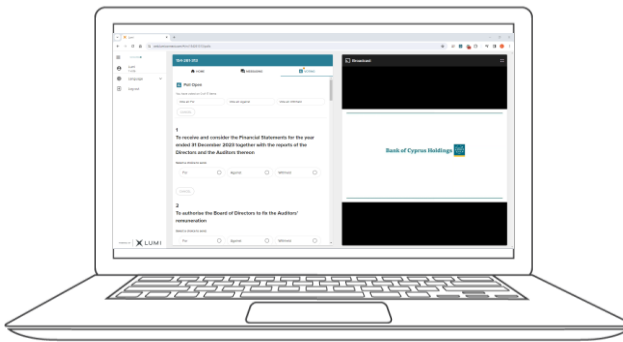
To vote in the same manner on all resolutions displayed, select the “vote all” option at the top of the Screen in the direction you wish.

To vote for each resolution, simply select your voting direction from the options shown on screen. A confirmation message will appear to show your vote has been received.

For - Vote received


To change your vote, simply select another direction. If you wish to cancel your vote, please press Cancel.

Once the Chairman has opened voting, voting can be performed at any time during the meeting until the Chairman closes the voting on the resolutions. At that point your last choice will be submitted.



Questions

Any shareholder, DI holder, or appointed proxy attending the meeting is eligible to ask questions.

If you would like to ask a question, select the messaging icon .

Messages can be submitted at any time during the Q&A session up until the Chairman closes the session.

Type your message within the chat box at the top of the messaging screen and click the send button.

Questions sent via the Lumi AGM online platform will be moderated before being sent to the Chairman. This is to avoid repetition.

Downloads

Links are presented on the info screen. When you click on a link, the selected document will open in your browser.

Data usage for streaming the shareholders' meeting via the AGM platform varies depending on individual use, the specific device being used for streaming or download (Android, iPhone, etc) and the network connection (3G, 4G).

