

## Product Governance and Costs and Associated Charges Information

Pursuant to the Markets in Financial Instruments Directive and the Markets in Financial Instruments Regulation (collectively, “MiFID II”), the Bank of Cyprus Public Company Ltd (“Bank of Cyprus”, the “Bank”, “us”, “we” and “our”, as appropriate) has an obligation to inform you (the “Client”, “yourself” and “your”, as appropriate), before the provision of services, about the costs and associated charges that relate to investment services and/or ancillary services offered by the Bank. These are separate from any fees or costs related to your banking activities with the Bank, where applicable. The fees and/or costs related to your banking activities with the Bank are subject to the Bank’s Table of Commissions & Charges, as found on the Bank’s website, and/or to any other arrangements/agreements made between you and the Bank.

In addition, in the cases where you receive the external asset manager services provided by the Bank (the ‘EAMS’), the costs and associated charges included in this document relate only to investment services and/or ancillary services offered by the bank which is appointed as the external asset manager (the ‘EAM’). Further fees and/or costs related to banking activities by the EAM, may apply in the case you receive EAMS. Such fees and/or costs can be provided on request.

### Investor Protection - Costs & Associated Charges Information

The Bank has an obligation to provide you with clear and comprehensible information regarding the Bank and its services, the financial instruments and proposed investment strategies, execution venues and all costs and associated charges in good time before the provision of services. This is done in order to ensure your awareness of all costs and associated charges to be incurred as well as to enable you to evaluate such information and compare with different financial instruments and investment services, further to the information already provided in the agreement for the provision of investment services and activities and ancillary services (the “Agreement”), the Letter Agreement supplementing the Agreement (in case you are receiving EAMS), and/or the MiFID Pre-Contractual Information Package (the “Info Pack”).

Two types of disclosures will be made to you:

- On an **ex-ante basis** (i.e. before you trade) disclosures of aggregated expected costs and associated charges for the relevant investment service and financial instrument.
- On an **ex-post basis** (i.e. after you trade), disclosures of aggregated costs and associated charges that have actually been incurred by you for the relevant investment service and financial instrument. This will be provided to you annually on a personalised basis.

All costs and associated charges which should form part of the amount disclosed to you should be separated and aggregated in two main categories:

- Costs and associated charges related to the financial instrument (the “**Financial Product Costs**” or “**Product Costs**”). These should generally be considered as costs related to the manufacturing and managing of the financial instrument.
- Costs and associated charges related to investment service(s) and/or ancillary services (the “**Investment Service Costs**” or “**Service Costs**”). These should generally be considered as costs related to the establishment and maintenance of a position in a financial instrument charged by us or other parties.

For each of these categories, we will show separate figures comprising:

- **Entry Costs** which may include one-off, incidental, transaction and ancillary services costs which occur upon entry.
- **Running Costs** which may include on-going, incidental, transaction and ancillary services costs.
- **Exit Costs** which may include one-off, incidental, transaction and ancillary services costs which occur upon the sale of a financial instrument.

The costs and associated charges which are presented herein (**Appendix 1**) are the “**Investment Service Costs**” or “**Service Costs**” denoted above and refer to the provision by the Bank of the following **investment services** and/or **ancillary services**:

- Reception, Transmission and Execution of Orders.
- Investment Advice.
- Global Custody Services.
- Investment Research.
- Foreign Exchange.

**Appendix 2** details the “**Financial Product Costs**” or “**Product Costs**” which relate to asset class specific costs and associated charges as applicable for specific asset classes and financial instruments offered by the Bank.

**Appendix 3** presents the costs and associated charges apply if you receive the EAMS and are in relation to the provision by the EAM of the following investment services and/or ancillary services:

- Execution of orders.
- Custody services.
- Foreign exchange.

If you decide to withdraw from the Agreement, costs charged to the trading account associated with your investment portfolio cannot be refunded once the trading account is opened.

### **Investor Protection - Product Governance & Target Market Information**

Pursuant to MiFID II, Bank of Cyprus has an obligation to comply with product governance requirements, which include the implementation of target market assessment for financial instruments which the Bank creates, develops, issues and/or designs (as a manufacturer) and financial instruments which the Bank offers or sells (as a distributor) to you (the “Client”, “yourself” and “your”) as appropriate.

The rules under product governance may be applied in a proportionate manner, depending on the complexity of the product and the degree to which publicly available information can be obtained, taking into account the nature of the instrument, the investment service and the target market.

According to the above, clients under the execution-only regime and clients for whom the Bank has not collected information to perform a thorough analysis of their compatibility with the target market of a financial instrument, should refer to the Bank’s website at <https://www.bankofcyprus.com.cy/en-gb/Personal/the-bank/mifid/product-governance/> for more information on the target market assessment of various asset class categories to evaluate themselves if they fall within the said target market.

Any terms used but not defined in this document shall have the meaning given to them in the Agreement and/or the Info Pack. Any terms used in this document and not otherwise interpreted shall have the meaning attributed thereto in the Law.

### **Important Disclosures & Disclaimers**

The information set out herein is required by law and you are advised to read it so you can make an informed decision about whether to invest. It should be read in conjunction with the Agreement, the Info Pack (and the Letter Agreement supplementing the Agreement and any documents provided by the EAM if you are receiving EAMS). This information is not marketing material. Under no circumstances is it to be used or considered as an offer to sell, or a solicitation of any offer to buy, any financial instrument. We recommend that you independently evaluate particular strategies and consult a financial adviser before proceeding to the purchase or sale of any financial instrument.

Any recipient of this document is solely responsible for making its own independent appraisal of and investigations into the transaction and agreements referred to in the document and should not rely on any information contained in this document as constituting advice. We are not providing legal, tax, accounting, or other specialist advice. This material has been prepared for informational purposes only and is not intended to provide, and should not be relied on for, tax, legal or accounting advice. You should consult your own tax, legal and accounting advisors before engaging in any transaction.

No part of this document may be reproduced, stored in a retrieval system, or transmitted, on any form or by any means, electronic, mechanical, photocopying, recording or otherwise, without the prior written permission of the Bank.

The information set out herein may be subject to revision and may change materially. We shall inform you accordingly of any changes to such information.

## Costs & Associated Charges Information document

	Page
<b>Appendix 1: General Costs &amp; Associated Charges – Bank of Cyprus Public Company Ltd</b>	<b>5</b>
<b>Appendix 2: Financial Instrument Specific Costs &amp; Associated Charges – Bank of Cyprus Public Company Ltd</b>	<b>11</b>
A. Equities (Shares), Exchange Traded Funds, Depository Receipts	11
A1. Indicative Example – Equities	15
A2. Indicative Example – Equities (minimums for transaction & safekeeping fees)	18
A3. Indicative Example – Equities (FX conversion)	20
A4. Indicative Example – ETFs	22
B. Mutual Funds	23
B1. Indicative Example – Mutual Funds	26
C. Bonds	28
C1. Indicative Example – Bonds	30
D1. Indicative Example- Advisory portfolio	32
E. Structured Products	34
E1. Indicative Example – Dual Currency Investment	36
E2. Indicative Example – Dual Currency Investment	37
E3. Indicative Example – Reverse Convertible Note	38
F. Foreign Exchange (FX) Derivative Products (Part 1)	40
F1. Indicative Example – Forward Outright	43
F2. Indicative Example – Time Option Forward	44
F. Foreign Exchange (FX) Derivative Products (Part 2)	45
F3. Indicative Example – Vanilla Currency Option	47
F4. Indicative Example – Participating Forward Contract	48
G. Interest Rate Derivative Products (Part 1)	49
G1. Indicative Example 1 – Interest Rate Option	51
G1. Indicative Example 2 – Interest Rate Option	53
G. Interest Rate Derivative Products (Part 2)	54
G2. Indicative Example – Interest Rate Swap	56
H. Products traded via trading platform (a)	57
H1. Indicative Example – Rolling FX Spot	60
H. Products traded via trading platform (b)	61
H2. Indicative Example – Futures	63
<b>Appendix 3: General Costs &amp; Associated Charges – EAM</b>	<b>64</b>

## Appendix 1: General Costs & Associated Charges – Bank of Cyprus Public Company Ltd

The tables below present the general costs and associated charges for various asset classes and financial instruments.

<b>PRODUCT COSTS</b>		
Product Costs differ between financial instruments for Bank of Cyprus Public Company Ltd. Product-specific costs and associated charges are presented in Appendix 2.		
<b>SERVICE COSTS</b>		
<i>Entry Costs</i>		
<b>Cost Item</b>	<b>Amount</b>	<b>Details</b>
Stamp Duty for Agreements / Mandates	As specified by the Law	This cost cannot be refunded once the Agreement is signed, and the client withdraws from the Agreement.
Out of pocket expenses, e.g. courier services	As incurred	
Certifying Officer Fee	As incurred	
Foreign Exchange Costs	<ol style="list-style-type: none"> <li>1. <u>FX commission</u> All currencies: Up to 0.40% on nominal amount (min €5, max €400)</li> <li>2. <u>FX spread mark-up</u> <ol style="list-style-type: none"> <li>a) Transactions above €20,000 equivalent: <ul style="list-style-type: none"> <li>• Major currencies (EUR, USD, GBP, CHF, JPY): Up to 0.40%</li> <li>• Other currencies: Up to 1.00%</li> </ul> </li> <li>b) Transactions below €20,000 equivalent: <ul style="list-style-type: none"> <li>• Major currencies (EUR, USD, GBP, CHF, JPY): Up to 1.00%</li> <li>• Other currencies: Up to 2.50%</li> </ul> </li> </ol> </li> </ol>	Occurs when base currency is different than asset currency <sup>1</sup> .
Taxation	As incurred	Please consult your own legal and tax advisors for the tax implications of your investments.

<sup>1</sup> in case the client withdraws from the Agreement, FX costs cannot be refunded if such transactions have been completed.

Transaction Commission / Entry Fee / Execution Fee / Commission	Fees depend on the type of financial instrument.	Please refer to Appendix 2-Financial Instrument Specific Costs & Associated Charges.  For members of “PriviledGE” club, see section “PriviledGE Club Fees” in Appendix 1.
<u>Global Custody Services Fees</u> Settlement Fee	Up to €40 per transaction	This fee relates to the provision of Global Custody Services (see relevant section in Appendix 1)
<b>Running Costs</b>		
<b>Cost Item</b>	<b>Amount</b>	<b>Details</b>
Interest rate on (i) unauthorised debit balances of credit accounts or (ii) debit balances of temporary accounts	2.00% default rate per annum, plus the maximum interest rate (base rate plus margin) applicable for overdraft accounts as determined by the Bank from time to time	In case the client withdraws from the Agreement, the cost relating to debit balances cannot be refunded.
<u>Global Custody Services Fees</u> 1. Safekeeping Fee 2. Corporate Action Fee 3. Confirmation of holdings fee 4. Dematerialisation or cancellation of securities fee 5. Transfer of dematerialised securities from/to another custodian fee 6. Processing of tax certificates 7. Proxy Voting 8. Double Tax Treaty (DTT) Relief fee	1. Up to 0.35% per annum, (calculation of safekeeping fee depends on the financial instrument – please see Appendix 2) and charged quarterly in arrears and ad hoc on the sale, maturity or transfer out of a security to another custodian/portfolio (minimum €75 per quarter). For further information per product, please see Appendix 2. 2. Up to €40 per corporate action. For specific products, Corporate Action Fee may differ. For further information per product, please see Appendix 2. 3. Up to €50 for each confirmation of holdings (issued upon request) 4. Up to 0.25% of transaction value (minimum €250 per title) 5. Up to 0.20% of the average portfolio value (minimum €100 per security) 6. €60 per certificate 7. Up to €100 per event 8. Up to €200 per transaction (Markets: US, Russian)	All fees here relate to the provision of Global Custody Services (see relevant section in Appendix 1)

Advisory fees	Up to 1% per annum plus VAT (when applicable) calculated on the daily average assets under management and are charged quarterly in arrears	The fees relate to the provision of investment advice (see relevant section in Appendix 1).  For members of “PriviledGE” club, see section “PriviledGE Club Fees” in Appendix 1.
Foreign Exchange Costs	<ol style="list-style-type: none"> <li>1. <u>FX commission</u> All currencies: Up to 0.40% on nominal amount (min €5, max €400)</li> <li>2. <u>FX spread mark-up</u> <ol style="list-style-type: none"> <li>a) Transactions above €20,000 equivalent: <ul style="list-style-type: none"> <li>• Major currencies (EUR, USD, GBP, CHF, JPY): Up to 0.40%</li> <li>• Other currencies: Up to 1.00%</li> </ul> </li> <li>b) Transactions below €20,000 equivalent: <ul style="list-style-type: none"> <li>• Major currencies (EUR, USD, GBP, CHF, JPY): Up to 1.00%</li> <li>• Other currencies: Up to 2.50%</li> </ul> </li> </ol> </li> </ol>	Occurs when base currency is different than asset currency <sup>2</sup> .
Taxation	As incurred	Please consult your own legal and tax advisors for the tax implications of your investments.
<b>Exit Costs</b>		
<b>Cost Item</b>	<b>Amount</b>	<b>Details</b>
Foreign Exchange Costs	<ol style="list-style-type: none"> <li>1. <u>FX commission</u> All currencies: Up to 0.40% on nominal amount (min €5, max €400)</li> <li>2. <u>FX spread mark-up</u> <ol style="list-style-type: none"> <li>a) Transactions above €20,000 equivalent: <ul style="list-style-type: none"> <li>• Major currencies (EUR, USD, GBP, CHF, JPY): Up to 0.40%</li> <li>• Other currencies: Up to 1.00%</li> </ul> </li> <li>b) Transactions below €20,000 equivalent: <ul style="list-style-type: none"> <li>• Major currencies (EUR, USD, GBP, CHF, JPY): Up to 1.00%</li> </ul> </li> </ol> </li> </ol>	Occurs when base currency is different than asset currency.

<sup>2</sup> in case the client withdraws from the Agreement, FX costs cannot be refunded if such transactions have been completed.

	<ul style="list-style-type: none"> <li>• Other currencies: Up to 2.50%</li> </ul>	
Taxation	As incurred	Please consult your own legal and tax advisors for the tax implications of your investments.
Transaction Commission / Exit Fee / Execution Fee / Commission	Fees depend on the type of financial instrument.	Please refer to Appendix 2-Financial Instrument Specific Costs & Associated Charges.  For members of “PriviledGE” Club, see section “PriviledGE Club Fees” in Appendix 1.
<u>Global Custody Services Fees</u> Settlement Fee	Up to €40 per transaction	This fee relates to the provision of Global Custody Services (see relevant section in Appendix 1).

*Notes to table:*

- Additional product and service costs may occur at entry or exit as well as during the holding period of the Financial Instrument; these will be charged as incurred.
- All fees marked as Global Custody Services Fees in the table above relate to the provision of Global Custody Services.

**Advisory fees**

All fees marked in Appendix 1-General Costs & Associated Charges – Bank of Cyprus Public Company Ltd and Appendix 2-Financial Instrument Specific Costs & Associated Charges – Bank of Cyprus Public Company Ltd as ‘Advisory Fees’ relate to the provision of investment advice either through model portfolios or bespoke investment advice and cover the cost of managing your investment. Model portfolios refer to a collection of mutual funds managed professionally by the Bank. Bespoke investment advice refers to an enhanced product offering model suitable for advisory clients that do not want to be in a model portfolio approach. Both methods employ a suitable and targeted investment approach based on clients’ risk/return objectives.

They are charged on the daily average assets under management and are charged quarterly in arrears.

Advisory fees may be subject to VAT.

These fees cannot be refunded in case the client withdraws from the Agreement.

**“PriviledGE” Club Fees**

The table below presents the costs and associated charges for the provision of investment advice to clients who are members of the “PriviledGE” Club.

The fee structure includes the “Advisory Fee” for the provision of investment advice (based on Assets Under Management (AUMs)) plus the Transaction Commission (Brokerage Fee) for the execution of a transaction.



<b>Running Costs</b>			
<b>Cost Item</b>	<b>Amount</b>		<b>Details</b>
Advisory fees (based on AUMs)	AUMs:	Percentage:	Fees relate to the provision of investment advice (see relevant section of “Advisory Fees” in Appendix 1)
	1-100K	1%	
	100K-500K	0.50%	
	Over 500K	0.25%	
<b>Entry &amp; Exit Costs</b>			
<b>Cost Item</b>	<b>Amount</b>		<b>Details</b>
Transaction Commission (based on Transaction value)	Transaction Value:	Percentage:	Fees relate to the execution of a transaction derived from investment advice provided by the Bank. The percentage is charged on the transaction amount.
	1-100K	0,75%	
	100K-500K	0.50%	
	Over 500K	0.25%	

Other fees described in Appendix 1 may apply, such as out of pocket expenses.

For “PriviledGE” Club members who do not receive investment advice, the costs & charges that apply are described in Appendix 1 and Appendix 2.

### **Global Custody Services**

All fees marked in Appendix 1-General Costs & Associated Charges – Bank of Cyprus Public Company Ltd and Appendix 2-Financial Instrument Specific Costs & Associated Charges – Bank of Cyprus Public Company Ltd as ‘Global Custody Services Fees’ relate to the provision of Global Custody Services. Global custody fees would apply from the date a client deposits financial instruments in his portfolio account. These fees cannot be refunded in case the client withdraws from the Agreement.

Global Custody Services Fees are not subject to VAT. Other fees charged may be subject to VAT.

For investments held by Sub-Custodians, our charges include charges levied by the Sub-Custodians.

The Global Custody Services Fees do not include third party fees such as legal or other fees that may arise, which will be charged as incurred. We have the right to charge any out-of-pocket expenses and costs reasonably incurred in respect of our handling of such third-party fees, expenses and disbursements.

### **Additional Services**

For any additional services falling outside the scope of this Global Custody Services fee schedule, the Custodian will charge fees that relate to such services as they are incurred (plus any applicable VAT).

## **Taxation**

Your Investments, Cash and Transactions carried-out under or in connection with the Agreement and the Letter Agreement supplementing the Agreement (if you are receiving the EAMS) may be subject to Taxes. You should consult your own legal and tax advisors for the tax implications involved hereunder, which may be affected by, among other things, your country of tax residence and/or the type of Investment and/or your tax profile.

## **Inducements**

Where the Bank provides investment services other than portfolio management or independent investment advice, the Bank may be paid fees or commissions, or provide or be provided with non-monetary benefits (together “inducements”), in connection with the provision of an investment or an ancillary service, to or by any party except the client or a person on behalf of the client, only where the inducement is designed to enhance the quality of the service to the client and the inducement does not impair compliance with our duty to act honestly, fairly and professionally, in accordance with our clients’ best interests.

Specifically, where the Bank provides investment services other than portfolio management or independent investment advice, the Bank may receive the following inducements:

- The Bank may receive a servicing fee from certain independent fund managers for providing services to end investors including (but not limited to) the provision of ongoing investment information. The fee mainly consists of rebates of management fees. This fee is calculated as a percentage of the average net asset value of holdings in the relevant funds for as long as they remain invested. The fee differs for each fund; currently it ranges from 0.01% to 2.10% per annum. The servicing fee is generally paid to the Bank on a quarterly basis.
- The Bank may receive retrocession fees from the EAM depending on the amount of clients’ assets under management with the EAM.

Where we provide portfolio management and/or independent investment advice to you, we are not allowed to accept and retain fees, commissions or any monetary or non-monetary benefits paid or provided by any third party or a person acting on behalf of a third party in relation to the provision of such service to you.

Nonetheless, we are allowed to accept and retain minor non-monetary benefits that are capable of enhancing the quality of service provided to you and are of a scale and nature such that they could not be judged to impair compliance with our duty to act in your best interest. Minor non-monetary benefits that are acceptable include, amongst others, the following:

- Information or documentation relating to a Financial Instrument or an investment service, which is generic in nature or personalised to reflect the circumstances of an individual client.
- Written material from a third party that is commissioned and paid for by, for instance, a corporate or potential issuer to promote a new issuance, provided that the relationship is clearly disclosed in the material and that the material is made available to anyone wishing to receive it or to the general public.
- Participation in conferences, seminars and other training events on the benefits and features of a specific Financial Instrument or an investment service.
- Hospitality of a reasonable de minimis value, such as food and drink during a business meeting, conference, seminar, or other training event.

The Bank maintains an inducements policy. This can be provided upon request.

## Appendix 2: Financial Instrument Specific Costs & Associated Charges – Bank of Cyprus Public Company Ltd

The tables below detail the asset class specific costs and associated charges, presented in the two main categories (Service Costs and Product Costs) and the three sub-categories (Entry Costs, Running Costs and Exit costs). These costs are applicable for specific asset classes and financial instruments.

Product Asset Class(es) / Financial Instrument(s)	<b>A. Equities (Shares), Exchange Traded Funds, Depository Receipts</b>
Product Asset Class Description	Please refer to the Pre- Contractual Info Pack Section 3 - Part E.

<b>PRODUCT COSTS – Equities (Shares)</b>		
<b>Entry Costs</b>		
Cost Item	Amount	Details
None	Zero	
<b>Running Costs</b>		
Cost Item	Amount	Details
None	Zero	
<b>Exit Costs</b>		
Cost Item	Amount	Details
None	Zero	

<b>PRODUCT COSTS – ETFs</b>		
<b>Entry Costs</b>		
Cost Item	Amount	Details
None	Zero	
<b>Running Costs</b>		
Cost Item	Amount	Details
Expense Ratio	As determined by the ETF product manufacturer, and generally expressed as a % of the ETF's average net assets.	Annual fee charged by ETFs to their shareholders. Includes operating expenses that the ETF pays for portfolio management, administration, marketing, distribution, etc.
<b>Exit Costs</b>		

Cost Item	Amount	Details
None	Zero	

**PRODUCT COSTS – Depository Receipts (DRs)**

**Entry Costs**

Cost Item	Amount	Details
None	Zero	

**Running Costs**

Cost Item	Amount	Details
Depository Servicing Fees	Charged by depository financial institution and typically an amount per share.	Specific for Depository Receipts (usually for ADRs). Amount differs based on depository financial institution and Financial Instrument.

**Exit Costs**

Cost Item	Amount	Details
None	Zero	

**SERVICE COSTS – Equities (Shares), ETFs, DRs**

**Entry Costs**

Cost Item	Amount	Details
Transaction Commission	Up to 1.00% on investment amount	Minimum €150 per transaction <sup>3</sup>
Exchange Fees, Stamp Duty, Financial Transaction Tax, Stamp Tax, Stamp Fee, Registration Fee, PTM Levy, SEC Fees, Securities Transfer Tax and any other third party fees		These fees may apply on buy and/or sell orders.
<u>Global Custody Services Fees</u> Settlement Fee	Up to €40 per transaction	This fee relates to the provision of Global Custody Services (see relevant section in Appendix 1)

**Running Costs**

Cost Item	Amount	Details
-----------	--------	---------

<sup>3</sup> In case the client withdraws from the Agreement, this cost relating to a transaction executed cannot be refunded.

<p><u>Global Custody Services Fees</u></p> <ol style="list-style-type: none"> <li>1. Safekeeping Fee</li> <li>2. Corporate Action Fee</li> <li>3. Corporate Action Fee from US securities</li> </ol>	<ol style="list-style-type: none"> <li>1. Up to 0.35% per annum, calculated on the average daily portfolio value and charged quarterly in arrears and ad hoc on the sale, maturity or transfer out of a security to another custodian/portfolio (minimum €75 per quarter).  When no current market price is available or when the market price of equity securities is below €1 per security, the Bank will use a default price as market price in order to calculate safekeeping fees. The default price is up to €1 or the currency equivalent.</li> <li>2. Up to €40 per transaction Collection of dividend or any other corporate action</li> <li>3. Up to €100 per transaction, where applicable Collection of dividend or any other corporate action</li> </ol>	<p>All fees here relate to the provision of Global Custody Services (see relevant section in Appendix 1)</p>
<p>Advisory fees</p>	<p>Up to 1% per annum plus VAT (when applicable) calculated on the daily average assets under management and are charged quarterly in arrears</p>	<p>All fees relate to the provision of investment advice (see relevant section in Appendix 1)</p>
<p><b>Exit Costs</b></p>		
<p><b>Cost Item</b></p>	<p><b>Amount</b></p>	<p><b>Details</b></p>
<p>Transaction Commission</p>	<p>Up to 1.00% on investment amount</p>	<p>Minimum €150 per transaction<sup>4</sup></p>
<p>Exchange Fees, Stamp Duty, Financial Transaction Tax, Stamp Tax, Stamp Fee, Registration Fee, PTM Levy, SEC Fees, Securities Transfer Tax and any other third party fees</p>		<p>These fees may apply on buy and/or sell orders<sup>5</sup>.</p>

<sup>4</sup> In case a client withdraws from the Agreement, this cost relating to a transaction executed cannot be refunded.

<sup>5</sup> These costs relating to various types of exit transaction costs, as outlined above, cannot be refunded in case a client withdraws from the Agreement

<p><u>Global Custody Services Fees</u> Settlement Fee</p>	<p>Up to €40 per transaction</p>	<p>This fee relates to the provision of Global Custody Services (see relevant section in Appendix 1)</p>
---	----------------------------------	--

*Notes to table:*

- *Additional product and service costs may occur at entry or exit as well as during the holding period of the Financial Instrument; these will be charged as incurred.*
- *All fees marked as Global Custody Services Fees in the table above relate to the provision of Global Custody Services.*

### A1. Indicative Example – Equities

This example provides you with the costs and associated charges information as defined in the General and the Financial Instrument Specific Costs and Associated Charges tables above. The underlying instrument (**ABC Company Ltd**) is only used for illustration purposes. The information is required under MiFID II and you are advised to read it so that you can make an informed decision on the potential costs and associated charges related to investments in equities (shares) through Bank of Cyprus.

### CONTRACT DETAILS

Product Asset Class	Equities (Shares)
Product Name	ABC Company Ltd
Product ISIN	DExxxxxxxxxx
Share Class (if applicable)	n/a
Stock Exchange (if applicable)	Deutsche Börse XETRA
Quantity/Nominal Amount	7,000
Price	15.90
Gross Investment Amount	111,300
Currency	EUR
Action	Buy

### ASSUMPTIONS

Performance	0.00%
Holding period in years	5
Further investment (or redemption) during holding period	No
Costs & charges applicable rates	Maximum

### ITEMISATION OF CHARGE CATEGORIES FOR 5-YEAR HOLDING PERIOD

	Description/ Frequency	Amount (EUR) (accumulated for 5 years)	% of investment amount
<b>PRODUCT COSTS</b>			
<i>Entry Costs</i>			
Product Entry Fee		0	0.00%
<i>Running Costs</i>			
Product Running Fee		0	0.00%
<i>Exit Costs</i>			
Product Exit Fee		0	0.00%
<b>TOTAL PRODUCT COSTS</b>		<b>0</b>	<b>0.00%</b>
<b>SERVICE COSTS</b>			
<i>Entry Costs</i>			
Transaction Commission	One-off	1,113	1.00%
Settlement	One-off	40	0.04%
Exchange Fees <sup>1</sup>	One-off	0	0.00%
Foreign Exchange Costs <sup>2</sup>	One-off	0	0.00%
<i>Running Costs</i>			
Safekeeping Fee <sup>4</sup>	Per annum (390 EUR/0,35% p.a.)	1,948	1.75%
Corporate Action Fee <sup>3</sup>	Per transaction	200	0.18%
Foreign Exchange Costs <sup>2</sup>	Per transaction	0	0.00%
<i>Exit Costs</i>			
Transaction Commission	One-off	1,113	1.00%
Settlement	One-off	40	0.04%
Exchange Fees <sup>1</sup>	One-off	0	0.00%
Foreign Exchange Costs <sup>2</sup>	One-off	0	0.00%
<b>TOTAL SERVICE COSTS</b>		<b>4,454</b>	<b>4.00%</b>
<b>AGGREGATED COSTS</b>			
<i>Entry Costs</i>			
		1,153	1.04%
Thereof Third Party Payments Received		0	0.00%

<i>Running Costs</i>	2,148	1.93%
Thereof Third Party Payments Received	0	0.00%
<i>Exit Costs</i>	1,153	1.04%
Thereof Third Party Payments Received	0	0.00%
<b>AGGREGATED COSTS</b>	<b>4,454</b>	<b>4.00%</b>
Thereof Third Party Payments Received	0	0.00%

**Notes**

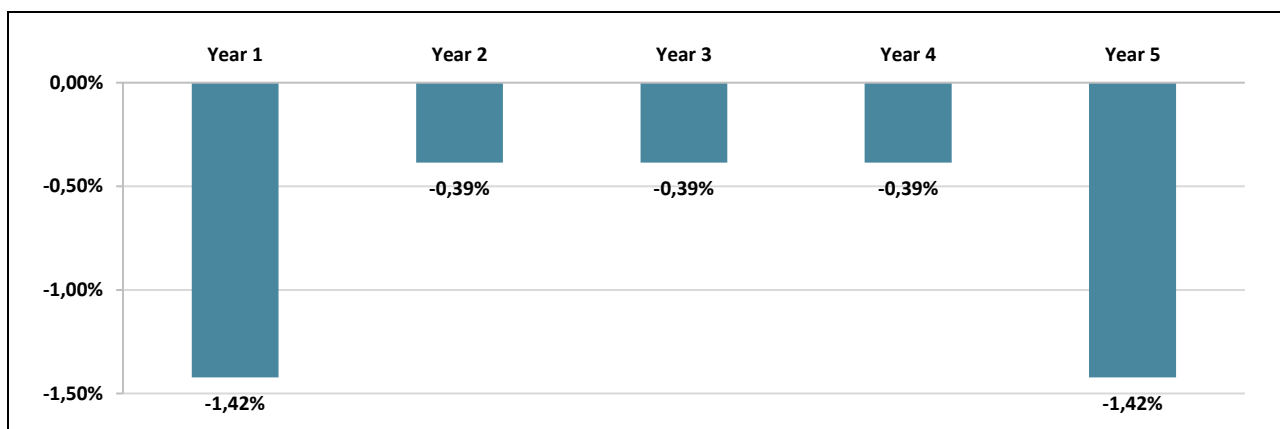
*Related to table above:*

- 1 No exchange fees.
- 2 Client's available funds are in the asset currency.
- 3 Dividend payment once per year.
- 4 Safekeeping fee is above the minimum of €75 per quarter.

*Other:*

- Additional product and service costs may occur at entry or exit as well as during the holding period of the Financial Instrument. For more information, please refer to Appendix 1 – General Costs & Associated Charges – Bank of Cyprus.
- If the transaction is terminated before the end of the holding period indicated above, exit costs will occur earlier.
- Estimations of costs & associated charges are based on assumptions and may deviate from costs and charges that may actually be incurred.

**EFFECT OF COSTS ON RETURN**



Total cost for 5-year period	EUR	4,454
Total cost for 5-year period	%	4.00%
Average cost per annum	%	0.80%



## A2. Indicative Example – Equities (minimums for transaction & safekeeping fees)

This example provides you with the costs and associated charges information as defined in the General and the Financial Instrument Specific Costs and Associated Charges tables above. The underlying instrument (**ABC Company Ltd**) is only used for illustration purposes. The information is required under MiFID II and you are advised to read it so that you can make an informed decision on the potential costs and associated charges related to investments in equities (shares) through Bank of Cyprus.

### CONTRACT DETAILS

Product Asset Class	Equities (Shares)
Product Name	ABC Company Ltd
Product ISIN	Dexxxxxxxxxx
Share Class (if applicable)	n/a
Stock Exchange (if applicable)	Deutsche Börse XETRA
Quantity	500
Price	15.90
Gross Investment Amount	7,950
Currency	EUR
Action	Buy

### ASSUMPTIONS

Performance	0.00%
Holding period in years	5
Further investment (or redemption) during holding period	No
Costs & charges applicable rates	Maximum

### ITEMISATION OF CHARGE CATEGORIES FOR 5-YEAR HOLDING PERIOD

	Description/ Frequency	Amount (EUR) (accumulated for 5 years)	% of investment amount
<b>PRODUCT COSTS</b>			
<i>Entry Costs</i>			
Product Entry Fee		0	0.00%
<i>Running Costs</i>			
Product Running Fee		0	0.00%
<i>Exit Costs</i>			
Product Exit Fee		0	0.00%
<b>TOTAL PRODUCT COSTS</b>		<b>0</b>	<b>0.00%</b>
<b>SERVICE COSTS</b>			
<i>Entry Costs</i>			
Transaction Commission	One-off	150	1.89%
Settlement	One-off	40	0.50%
Exchange Fees <sup>1</sup>	One-off	0	0.00%
Foreign Exchange Costs <sup>2</sup>	One-off	0	0.00%
<i>Running Costs</i>			
Safekeeping Fee <sup>4</sup>	Per annum (minimum fee- 300 EUR p.a.)	1,500	18.87%
Corporate Action Fee <sup>3</sup>	Per transaction	200	2.52%
Foreign Exchange Costs <sup>2</sup>	Per transaction	0	0.00%
<i>Exit Costs</i>			
Transaction Commission	One-off	150	1.89%
Settlement	One-off	40	0.50%
Exchange Fees <sup>1</sup>	One-off	0	0.00%
Foreign Exchange Costs <sup>2</sup>	One-off	0	0.00%
<b>TOTAL SERVICE COSTS</b>		<b>2,080</b>	<b>26.16%</b>
<b>AGGREGATED COSTS</b>			
<i>Entry Costs</i>			
Thereof Third Party Payments Received		190	2.39%
		0	0.00%

<i>Running Costs</i>	1,700	21.38%
Thereof Third Party Payments Received	0	0.00%
<i>Exit Costs</i>	190	2.39%
Thereof Third Party Payments Received	0	0.00%
<b>AGGREGATED COSTS</b>	<b>2,080</b>	<b>26.16%</b>
Thereof Third Party Payments Received	0	0.00%

**Notes**

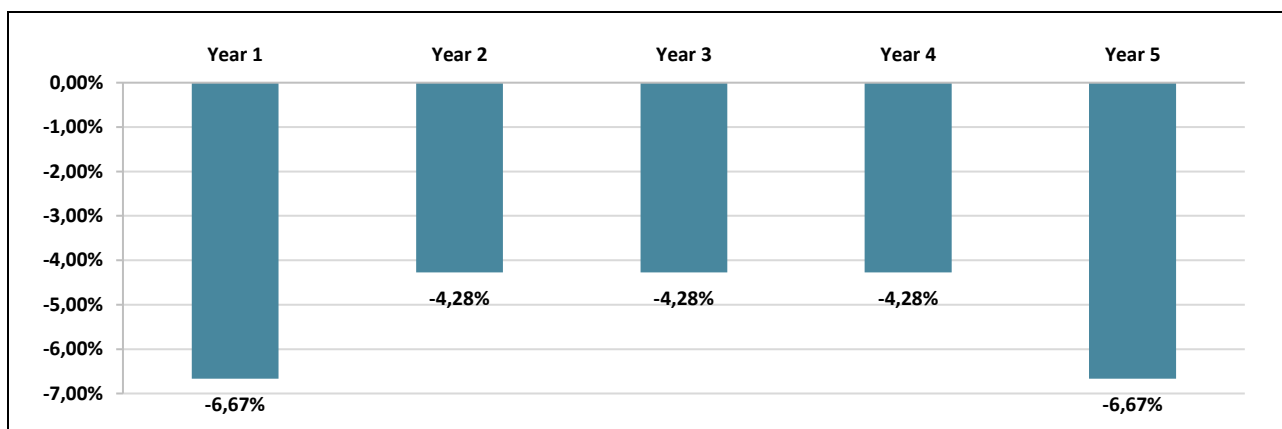
*Related to table above:*

- 1 No exchange fees.
- 2 Client's available funds are in the asset currency.
- 3 Dividend payment once per year.
- 4 Safekeeping fee is below the minimum of €75 per quarter, therefore minimum is charged.

*Other:*

- Additional product and service costs may occur at entry or exit as well as during the holding period of the Financial Instrument. For more information, please refer to Appendix 1 – General Costs & Associated Charges – Bank of Cyprus.
- If the transaction is terminated before the end of the holding period indicated above, exit costs will occur earlier.
- Estimations of costs & associated charges are based on assumptions and may deviate from costs and charges that may actually be incurred.

**EFFECT OF COSTS ON RETURN**



Total cost for 5-year period	EUR	2,080
Total cost for 5-year period	%	26.16%
Average cost per annum	%	5.23%

### A3. Indicative Example – Equities (FX conversion)

This example provides you with the costs and associated charges information as defined in the General and the Financial Instrument Specific Costs and Associated Charges tables above. The underlying instrument (**ABC Company Ltd**) is only used for illustration purposes. The information is required under MiFID II and you are advised to read it so that you can make an informed decision on the potential costs and associated charges related to investments in equities (shares) through Bank of Cyprus.

## CONTRACT DETAILS

Product Asset Class	Equities (Shares)
Product Name	ABC Company Ltd
Product ISIN	Dexxxxxxxxxx
Share Class (if applicable)	n/a
Stock Exchange (if applicable)	Deutsche Börse XETRA
Quantity	7,000
Price	15.90
Gross Investment Amount	111,300
Currency	EUR
Action	Buy

## ASSUMPTIONS

Performance	0.00%
Holding period in years	5
Further investment (or redemption) during holding period	No
Costs & charges applicable rates	Maximum

## ITEMISATION OF CHARGE CATEGORIES FOR 5-YEAR HOLDING PERIOD

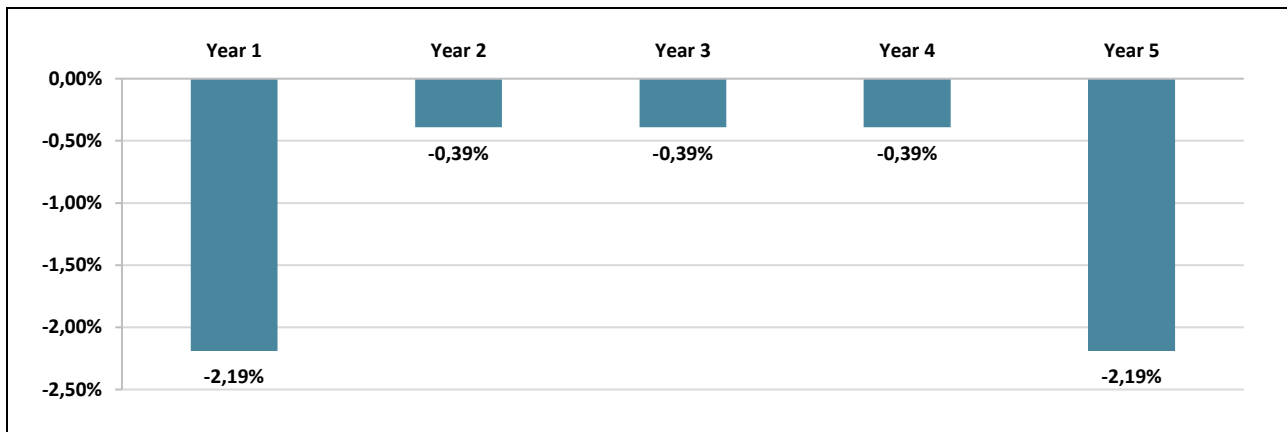
	Description/ Frequency	Amount (EUR) (accumulated for 5 years)	% of investment amount
<b>PRODUCT COSTS</b>			
<i>Entry Costs</i>			
Product Entry Fee		0	0.00%
<i>Running Costs</i>			
Product Running Fee		0	0.00%
<i>Exit Costs</i>			
Product Exit Fee		0	0.00%
<b>TOTAL PRODUCT COSTS</b>		<b>0</b>	<b>0.00%</b>
<b>SERVICE COSTS</b>			
<i>Entry Costs</i>			
Transaction Commission	One-off	1,113	1.00%
Settlement	One-off	40	0.04%
Exchange Fees <sup>1</sup>	One-off	0	0.00%
Foreign Exchange Costs <sup>2</sup>	One-off	850	0.76%
<i>Running Costs</i>			
Safekeeping Fee <sup>4</sup>	Per annum (390 EUR/0,35% p.a.)	1,948	1.75%
Corporate Action Fee <sup>3</sup>	Per transaction	200	0.18%
Foreign Exchange Costs <sup>2</sup>	Per transaction	30	0.03%
<i>Exit Costs</i>			
Transaction Commission	One-off	1,113	1.00%
Settlement	One-off	40	0.04%
Exchange Fees <sup>1</sup>	One-off	0	0.00%
Foreign Exchange Costs <sup>2</sup>	One-off	850	0.76%
<b>TOTAL SERVICE COSTS</b>		<b>6,183</b>	<b>5.56%</b>
<b>AGGREGATED COSTS</b>			
<i>Entry Costs</i>			
Thereof Third Party Payments Received		2,003	1.80%
		0	0.00%

<i>Running Costs</i>	2,178	1.96%
Thereof Third Party Payments Received	0	0.00%
<i>Exit Costs</i>	2,003	1.80%
Thereof Third Party Payments Received	0	0.00%
<b>AGGREGATED COSTS</b>	<b>6,183</b>	<b>5.56%</b>
Thereof Third Party Payments Received	0	0.00%

**Notes**  
*Related to table above:*  
 1 No exchange fees.  
 2 Client's available funds are in the asset currency.  
 3 Dividend payment once per year.  
 4 Safekeeping fee is above the minimum of €75 per quarter.

*Other:*  
 - Additional product and service costs may occur at entry or exit as well as during the holding period of the Financial Instrument. For more information, please refer to Appendix 1 – General Costs & Associated Charges – Bank of Cyprus.  
 - If the transaction is terminated before the end of the holding period indicated above, exit costs will occur earlier.  
 - Estimations of costs & associated charges are based on assumptions and may deviate from costs and charges that may actually be incurred.

**EFFECT OF COSTS ON RETURN**



Total cost for 5-year period	EUR	6,183
Total cost for 5-year period	%	5.56%
Average cost per annum	%	1.11%

#### A4. Indicative Example – ETFs

This example provides you with the cost and associated charges information as defined in the General and the Financial Instrument Specific Costs and Associated Charges tables above. The underlying instrument (**ABC UCITS ETF**) is only used for illustration purposes. The information is required under MiFID II and you are advised to read it so that you can make an informed decision on the potential costs and associated charges related to investments in ETFs through Bank of Cyprus.

#### CONTRACT DETAILS

Product Asset Class	Exchange Traded Funds (ETFs)
Product Name	ABC UCITS ETF
Product ISIN	FRxxxxxxxxxx
Share Class (if applicable)	n/a
Stock Exchange (if applicable)	Euronext Paris
Quantity	1,000
Price	128.19
Gross Investment Amount	128,190
Currency	EUR
Action	Buy

#### ASSUMPTIONS

Performance	0.00%
Holding period in years	5
Further investment (or redemption) during holding period	No
Costs & charges applicable rates	Maximum

#### ITEMISATION OF CHARGE CATEGORIES FOR 5-YEAR HOLDING PERIOD

	Description/ Frequency	Amount (EUR) (accumulated for 5 years)	% of investment amount
<b>PRODUCT COSTS</b>			
<i>Entry Costs</i>			
Product Entry Fee		0	0.00%
<i>Running Costs</i>			
Expense Ratio <sup>5</sup>	Per annum	1,602	1.25%
<i>Exit Costs</i>			
Product Exit Fee		0	0.00%
<b>TOTAL PRODUCT COSTS</b>		<b>1,602</b>	<b>1.25%</b>
<b>SERVICE COSTS</b>			
<i>Entry Costs</i>			
Transaction Commission	One-off	1,282	1.00%
Settlement	One-off	40	0.03%
Exchange Fees <sup>1</sup>	One-off	256	0.20%
Foreign Exchange Costs <sup>2</sup>	One-off	0	0.00%
<i>Running Costs</i>			
Safekeeping Fee <sup>4</sup>	Per annum (449 EUR/0,35% p.a.)	2,243	1.75%
Corporate Action Fee <sup>3</sup>	Per transaction	200	0.16%
Foreign Exchange Costs <sup>2</sup>	Per transaction	0	0.00%
<i>Exit Costs</i>			
Transaction Commission	One-off	1,282	1.00%
Settlement	One-off	40	0.03%
Exchange Fees <sup>1</sup>	One-off	256	0.20%
Foreign Exchange Costs <sup>2</sup>	One-off	0	0.00%
<b>TOTAL SERVICE COSTS</b>		<b>5,600</b>	<b>4.37%</b>
<b>AGGREGATED COSTS</b>			
<i>Entry Costs</i>			
		1,578	1.23%

Thereof Third Party Payments Received	0	0.00%
<b>Running Costs</b>	4,046	3.16%
Thereof Third Party Payments Received	0	0.00%
<b>Exit Costs</b>	1,578	1.23%
Thereof Third Party Payments Received	0	0.00%
<b>AGGREGATED COSTS</b>	<b>7,202</b>	<b>5.62%</b>
Thereof Third Party Payments Received	0	0.00%

**Notes**

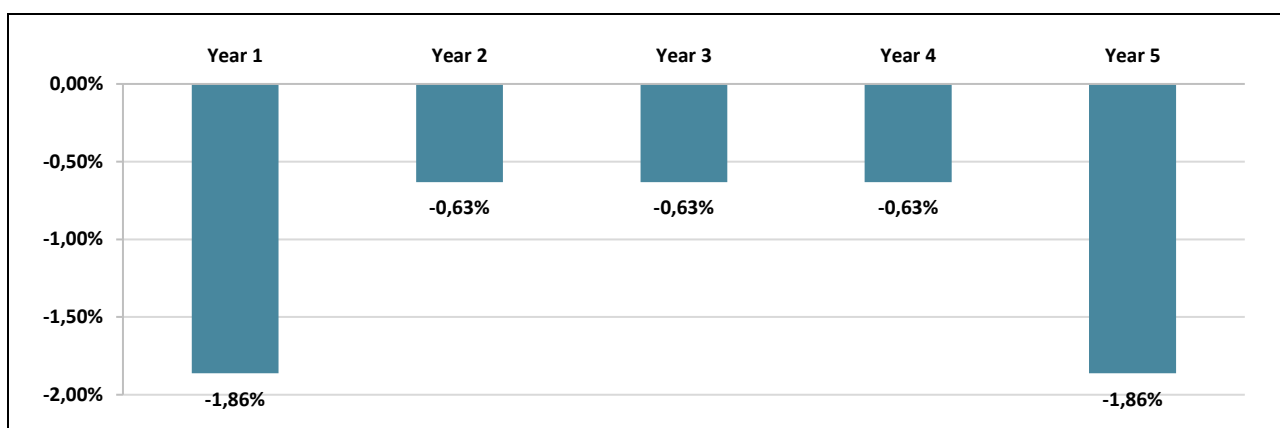
*Related to table above:*

- 1 Financial Transaction Tax in France: 0.20%.
- 2 Client's available funds are in the asset currency.
- 3 Dividend payment once per year.
- 4 Safekeeping fee is above the minimum of €75 per quarter.
- 5 Expense ratio includes the ETF's annual management charge plus various other expenses including index licensing fees, legal fees, administration, marketing, regulation, auditing and so on.

*Other:*

- For mutual funds and ETFs, running Product Costs (such as management fees and transaction fees) are included in the NAV/price of the product.
- Additional product and service costs may occur at entry or exit as well as during the holding period of the Financial Instrument. For more information, please refer to Appendix 1 – General Costs & Associated Charges – Bank of Cyprus.
- If the transaction is terminated before the end of the holding period indicated above, exit costs will occur earlier.
- Estimations of costs & associated charges are based on assumptions and may deviate from costs and charges that may actually be incurred.

**EFFECT OF COSTS ON RETURN**



Total cost for 5-year period	EUR	7,202
Total cost for 5-year period	%	5.62%
Average cost per annum	%	1.12%

Product Asset Class(es) / Financial Instrument(s)	<b>B. Mutual Funds</b>
Product Asset Class Description	Please refer to the Pre- Contractual Info Pack Section 3 - Part E.

**PRODUCT COSTS – Mutual Funds**

**Entry Costs**

Cost Item	Amount	Details
Maximum Entry Cost Acquired	As provided by the particular product manufacturer, and expressed as a % of the amount to be invested	Subscription Fees acquired to the fund. Conditional to the fact that the fund has this feature.

**Running Costs**

Cost Item	Amount	Details
Ongoing Costs	As provided by the particular product manufacturer and expressed as a % of NAV of the Financial Product per annum	Include Management Fees and Distribution Fees
Management Fee	As provided by the particular product manufacturer and expressed as a % of NAV of the Financial Product per annum	Included in total ongoing costs
Transaction Costs	Expressed as a % of NAV of the Financial Product	Costs within products
Distribution Fee	As provided by the particular product manufacturer and expressed as a % of NAV of the Financial Product per annum	Only applicable if the Financial Instrument has this feature. These fees are included in total ongoing costs and are not included into the management fees
Incidental Costs	Expressed as a % of NAV of the Financial Product	Includes performance fees and other costs.

**Exit Costs**

Cost Item	Amount	Details
Maximum Exit Cost Acquired	As provided by the particular product manufacturer, and expressed as a % of the NAV	Subscription Fees acquired to the fund. Conditional to the fact that the fund has this feature.

**SERVICE COSTS – Mutual Funds**

**Entry Costs**

Cost Item	Amount	Details <sup>6</sup>
-----------	--------	----------------------

<sup>6</sup> In case a client withdraws from the Agreement, this cost relating to a transaction executed cannot be refunded.

Money Market Funds-Entry Fee	<ul style="list-style-type: none"> <li>(i) Up to 0.25% on investment amount when Total Amount Invested* up to €50,000</li> <li>(ii) Up to 0.20% on investment amount when Total Amount Invested* €50,001-€150,000</li> <li>(iii) Up to 0.15% on investment amount when Total Amount Invested* over €150,001</li> </ul>	
Bond Funds-Entry Fee	<ul style="list-style-type: none"> <li>(i) Up to 1.50% on investment amount when Total Amount Invested* up to €50,000</li> <li>(ii) Up to 1.00% on investment amount when Total Amount Invested* €50,001-€150,000</li> <li>(iii) Up to 0.50% on investment amount when Total Amount Invested* over €150,001</li> </ul>	
Equity/Asset Allocation/Absolute Return Funds- Entry Fee	<ul style="list-style-type: none"> <li>(i) Up to 2.00% on investment amount when Total Amount Invested* up to €50,000</li> <li>(ii) Up to 1.50% on investment amount when Total Amount Invested* €50,001-€150,000</li> <li>(iii) Up to 1.00% on investment amount when Total Amount Invested* over €150,001</li> </ul>	
Hedge Funds- Entry Fee	Up to 5.00% on investment amount	
<u>Global Custody Services Fees</u> Settlement Fee	Up to €10 per transaction	This fee relates to the provision of Global Custody Services (see relevant section in Appendix 1)
<b>Running Costs</b>		
<b>Cost Item</b>	<b>Amount</b>	<b>Details</b>
<u>Global Custody Services Fees</u> Safekeeping Fee	Up to 0.35% per annum, calculated on the average daily portfolio value and charged quarterly in arrears and ad hoc on the sale, maturity or transfer out of a security to another custodian/portfolio (minimum €75 per quarter).	This fee relates to the provision of Global Custody Services (see relevant section in Appendix 1)
Advisory fees	Up to 1% per annum plus VAT (when applicable), calculated on the daily average assets under management and are charged quarterly in arrears	This fee relates to the provision of investment advice (see relevant section in Appendix 1)
<b>Exit Costs</b>		



Cost Item	Amount	Details <sup>7</sup>
Money Market Funds-Exit Fee	Up to 0.15% on investment amount	
Bond Funds-Exit Fee	Up to 0.50% on investment amount	
Equity/Asset Allocation/Absolute Return Funds-Exit Fee	Up to 1.00% on investment amount	
Hedge Funds-Exit Fee	Up to 5.00% on investment amount	
<u>Global Custody Services Fees</u> Settlement Fee	Up to €10 per transaction	This fee relates to the provision of Global Custody Services (see relevant section in Appendix 1)

\* Total Amount Invested excludes on-balance sheet amounts and fiduciary deposits

*Notes to table:*

- *Additional product and service costs may occur at entry or exit as well as during the holding period of the Financial Instrument; these will be charged as incurred.*
- *All fees marked as Global Custody Services Fees in the table above relate to the provision of Global Custody Services.*

---

<sup>7</sup> In case a client withdraws from the Agreement, this cost relating to a transaction executed cannot be refunded.

### B1. Indicative Example – Mutual Funds

This example provides you with the costs and associated charges information as defined in the General and the Financial Instrument Specific Costs and Associated Charges tables above. The underlying instrument (**ABC Mutual Fund**) is only used for illustration purposes. The information is required under MiFID II and you are advised to read it so that you can make an informed decision on the potential costs and associated charges related to investments in mutual funds through Bank of Cyprus.

### CONTRACT DETAILS

Product Asset Class	Mutual Funds/Equity
Product Name	ABC Mutual Fund
Product ISIN	LUxxxxxxxx
Share Class (if applicable)	Accumulation
Stock Exchange (if applicable)	n/a
Quantity	15,000
Price	10.00
Gross Investment Amount	150,000
Currency	EUR
Action	Buy

### ASSUMPTIONS

Performance	0.00%
Holding period in years	5
Further investment (or redemption) during holding period	No
Costs & charges applicable rates	Maximum, no safekeeping fee, no exit transaction fee

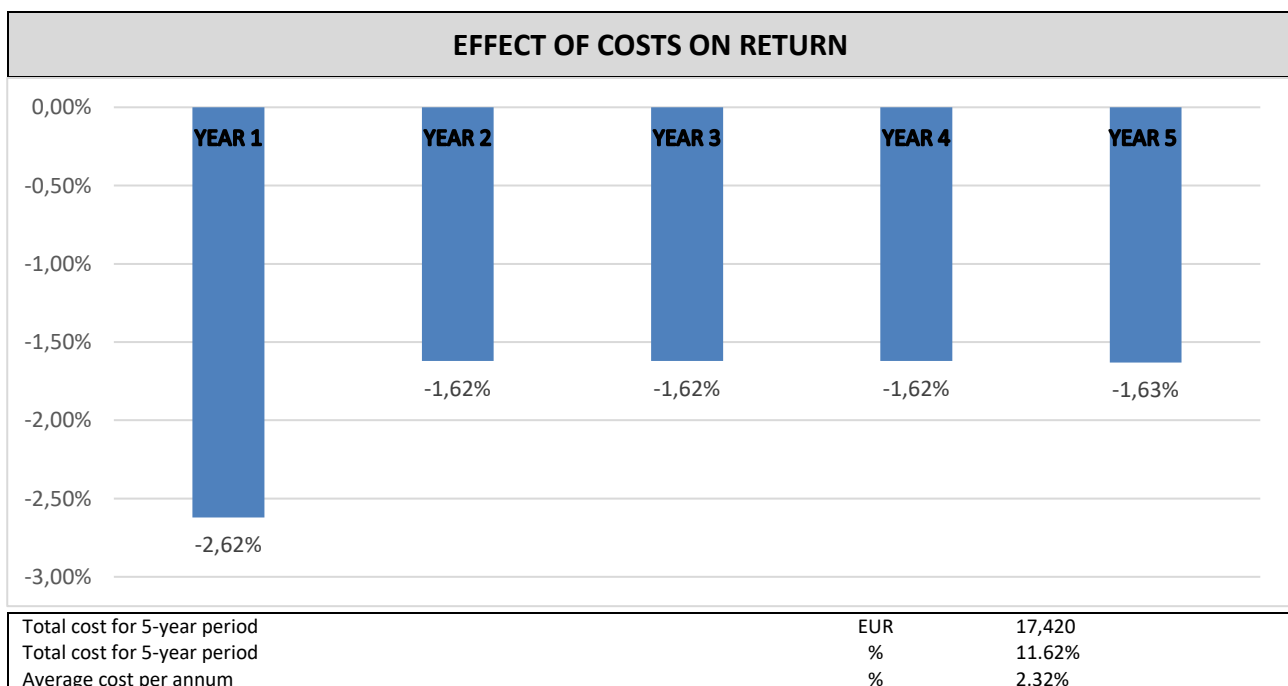
### ITEMISATION OF CHARGE CATEGORIES FOR 5-YEAR HOLDING PERIOD

	Description/ Frequency	Amount (EUR) (accumulated for 5 years)	% of investment amount
<b>PRODUCT COSTS</b>			
<i>Entry Costs</i>			
Product Entry Fee		0	0.00%
<i>Running Costs</i>			
Ongoing Costs <sup>5</sup>	Per annum (2.430 EUR/1,6% p.a.)	12,150	8.10%
Transaction Costs <sup>6</sup>	Per annum	0	0,00%
<i>Exit Costs</i>			
Product Exit Fee		0	0.00%
<b>TOTAL PRODUCT COSTS</b>		<b>12,150</b>	<b>8.10%</b>
<b>SERVICE COSTS</b>			
<i>Entry Costs</i>			
Transaction Commission <sup>7</sup>	One-off	1,500	1.00%
Settlement	One-off	10	0.01%
Exchange Fees <sup>1</sup>	One-off	0	0.00%
Foreign Exchange Costs <sup>2</sup>	One-off	0	0.00%
<i>Running Costs</i>			
Safekeeping Fee <sup>4</sup>	Per annum	0	0.00%
Corporate Action Fee <sup>3</sup>	Per transaction	0	0.00%
Foreign Exchange Costs <sup>2</sup>	Per transaction	0	0.00%
<i>Exit Costs</i>			
Transaction Commission <sup>7</sup>	One-off	0	0.00%
Settlement	One-off	10	0.01%
Exchange Fees <sup>1</sup>	One-off	0	0.00%
Foreign Exchange Costs <sup>2</sup>	One-off	0	0.00%
<b>TOTAL SERVICE COSTS</b>		<b>1,527</b>	<b>1.02%</b>
<b>AGGREGATED COSTS</b>			
<i>Entry Costs</i>		1,510	1.01%

Thereof Third Party Payments Received	0	0.00%
<b>Running Costs</b>	12,150	8.10%
Thereof Third Party Payments Received	3,750	2.50%
<b>Exit Costs</b>	10	0.01%
Thereof Third Party Payments Received	0	0.00%
<b>AGGREGATED COSTS</b>	<b>17,420</b>	<b>11.62%</b>
Thereof Third Party Payments Received	3,750	2.50%

**Notes**  
*Related to table above:*  
 1 No exchange fees.  
 2 Client's available funds are in the asset currency.  
 3 No income distribution (accumulation share type).  
 4 No safekeeping fees.  
 5 Product ongoing costs as provided by the product manufacturer and expressed as a % of NAV of the Financial Product per annum.  
 6 Product transaction costs expressed as a % of NAV of the Financial Product.  
 7 Total Invested Amount over €150,001 for entry fees. No exit fees.

*Other:*  
 - For mutual funds and ETFs, running Product Costs (such as management fees and transaction fees) are included in the NAV/price of the product.  
 - Additional product and service costs may occur at entry or exit as well as during the holding period of the Financial Instrument. For more information, please refer to Appendix 1 – General Costs & Associated Charges – Bank of Cyprus.  
 - If the transaction is terminated before the end of the holding period indicated above, exit costs will occur earlier.  
 - Estimations of costs & associated charges are based on assumptions and may deviate from costs and charges that may actually be incurred.



Product Asset Class(es) / Financial Instrument(s)	<b>C. Bonds</b>
Product Asset Class Description	Please refer to the Pre- Contractual Info Pack Section 3 - Part E.

<b>PRODUCT COSTS – Bonds</b>		
<b>Entry Costs</b>		
Cost Item	Amount	Details
None	Zero	
<b>Running Costs</b>		
Cost Item	Amount	Details
None	Zero	
<b>Exit Costs</b>		
Cost Item	Amount	Details
None	Zero	

<b>SERVICE COSTS – Bonds</b>		
<b>Entry Costs</b>		
Cost Item	Amount	Details <sup>8</sup>
Transaction Commission	Up to 0.75% on investment amount	Minimum €150 per transaction
<u>Global Custody Services Fees</u> Settlement Fee	Up to €40 per transaction	This fee relates to the provision of Global Custody Services (see relevant section in Appendix 1)
<b>Running Costs</b>		
Cost Item	Amount	Details
<u>Global Custody Services Fees</u> 1. Safekeeping Fee 2. Corporate Action Fee 3. Corporate Action Fee from US securities	1. Up to 0.35% per annum, calculated on the nominal value of the debt securities and charged quarterly in arrears and ad hoc on the sale, maturity or transfer out of a security to another custodian/portfolio (minimum €75 per quarter). 2. Up to €40 per transaction Collection of coupon or any other corporate action	All fees here relate to the provision of Global Custody Services (see relevant section in Appendix 1)

<sup>8</sup> In case a client withdraws from the Agreement, this cost relating to a transaction executed cannot be refunded.

	3. Up to €100 per transaction, where applicable Collection of coupon or any other corporate action	
Advisory fees	Up to 1% per annum plus VAT (when applicable), calculated on the nominal value of the debt securities and are charged quarterly in arrears	All fees here relate to the provision of investment advice (see relevant section in Appendix 1)
<b>Exit Costs</b>		
<b>Cost Item</b>	<b>Amount</b>	<b>Details</b>
Transaction Commission	Up to 0.75% on investment amount	Minimum €150 per transaction <sup>9</sup>
<u>Global Custody Services Fees</u> Settlement Fee	Up to €40 per transaction	This fee relates to the provision of Global Custody Services (see relevant section in Appendix 1)

*Notes to table:*

- *Additional product and service costs may occur at entry or exit as well as during the holding period of the Financial Instrument; these will be charged as incurred.*
- *All fees marked as Global Custody Services Fees in the table above relate to the provision of Global Custody Services.*

---

<sup>9</sup> In case a client withdraws from the Agreement, this cost relating to a transaction executed cannot be refunded.

### C1. Indicative Example – Bonds

This example provides you with the costs and associated charges information as defined in the General and the Financial Instrument Specific Costs and Associated Charges tables above. The underlying instrument (**ABC Government Bond**) is only used for illustration purposes. The information is required under MiFID II and you are advised to read it so that you can make an informed decision on the potential costs and associated charges related to investments in bonds through Bank of Cyprus.

### CONTRACT DETAILS

Product Asset Class	Bonds
Product Name	ABC Government Bond
Product ISIN	XSxxxxxxxxxx
Share Class (if applicable)	n/a
Stock Exchange (if applicable)	London Stock Exchange
Quantity	50
Min Piece	1,000
Nominal Value	50,000
Price	110.00
Gross Investment Amount	55,000
Currency	EUR
Action	Buy

### ASSUMPTIONS

Performance	0.00%
Holding period in years	Hold to maturity (2025)
Further investment (or redemption) during holding period	No
Costs & charges applicable rates	Maximum

### ITEMISATION OF CHARGE CATEGORIES FOR 5-YEAR HOLDING PERIOD

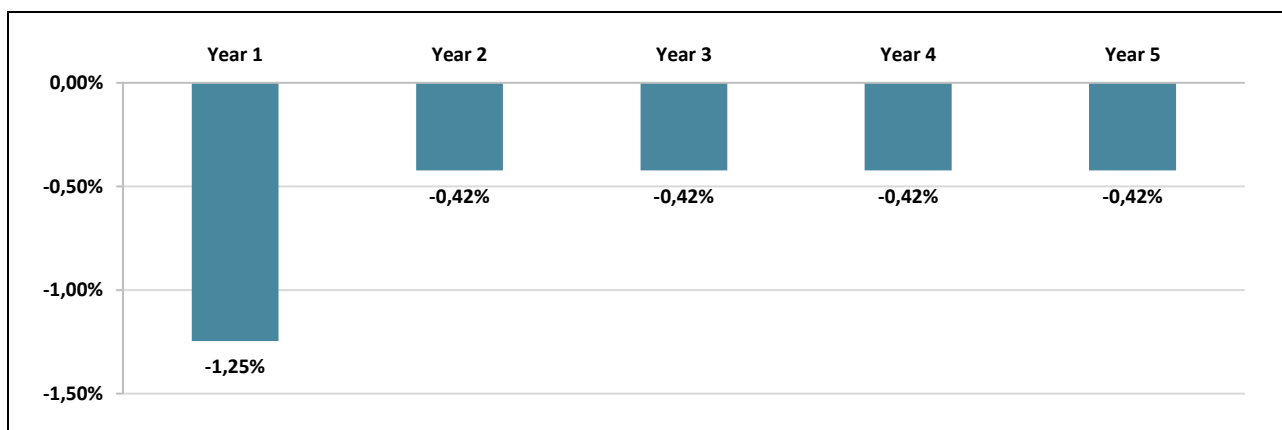
	Description/ Frequency	Amount (EUR) (accumulated for 5 years)	% of investment amount	
<b>PRODUCT COSTS</b>				
<i>Entry Costs</i>				
	Product Entry Fee	0	0.00%	
<i>Running Costs</i>				
	Product Running Fee	0	0.00%	
<i>Exit Costs</i>				
	Product Exit Fee	0	0.00%	
	<b>TOTAL PRODUCT COSTS</b>	<b>0</b>	<b>0.00%</b>	
<b>SERVICE COSTS</b>				
<i>Entry Costs</i>				
	Transaction Commission	413	0.75%	
	Settlement	40	0.07%	
	Exchange Fees <sup>1</sup>	0	0.00%	
	Foreign Exchange Costs <sup>2</sup>	0	0.00%	
<i>Running Costs</i>				
	Safekeeping Fee <sup>4</sup>	Per annum (175 EUR/0,35% p.a.)	875	1.75%
	Corporate Action Fee <sup>3</sup>	Per transaction	200	0.36%
	Foreign Exchange Costs <sup>2</sup>	Per transaction	0	0.00%
<i>Exit Costs</i>				
	Transaction Commission	0	0.00%	
	Settlement	0	0.00%	
	Exchange Fees <sup>1</sup>	0	0.00%	
	Foreign Exchange Costs <sup>2</sup>	0	0.00%	
	<b>TOTAL SERVICE COSTS</b>	<b>1,528</b>	<b>2.94%</b>	
<b>AGGREGATED COSTS</b>				

<i>Entry Costs</i>	453	0.82%
Thereof Third Party Payments Received	0	0.00%
<i>Running Costs</i>	1,075	2.11%
Thereof Third Party Payments Received	0	0.00%
<i>Exit Costs</i>	0	0.00%
Thereof Third Party Payments Received	0	0.00%
<b>AGGREGATED COSTS</b>	<b>1,528</b>	<b>2.94%</b>
Thereof Third Party Payments Received	0	0.00%

**Notes**  
*Related to table above:*  
 1 No exchange fees.  
 2 Client's available funds are in the asset currency.  
 3 Coupon payment once per year.  
 4 Safekeeping fee is above the minimum of €75 per quarter.

*Other:*  
 - Additional product and service costs may occur at entry or exit as well as during the holding period of the Financial Instrument. For more information, please refer to Appendix 1 – General Costs & Associated Charges – Bank of Cyprus.  
 - If the transaction is terminated before the end of the holding period indicated above, exit costs will occur earlier.  
 - Estimations of costs & associated charges are based on assumptions and may deviate from costs and charges that may actually be incurred.  
 - The total consideration paid by the client for purchasing the bond would include accrued interest.

**EFFECT OF COSTS ON RETURN**



Total cost for 5-year period	EUR	1,528
Total cost for 5-year period	%	2.94%
Average cost per annum	%	0.59%

### D1. Indicative Example – Advisory portfolio

This example provides you with the costs and associated charges information as defined in the General and the Financial Instrument Specific Costs and Associated Charges tables above. The underlying instrument (EUR Balanced advisory portfolio) is only used for illustration purposes. The information is required under MiFID II and you are advised to read it so that you can make an informed decision on the potential costs and associated charges related to investments in mutual funds through Bank of Cyprus.

### CONTRACT DETAILS

Product Asset Class	MUTUAL FUNDS
Product Name	EUR BALANCED ADVISORY PORTFOLIO
Product ISIN	n/a
Share Class (if applicable)	n/a
Stock Exchange (if applicable)	n/a
Quantity	n/a
Price	NAV of funds
Gross Investment Amount	300.000
Currency	EUR
Action	Investment in advisory portfolio

### ASSUMPTIONS

Performance	N/A
Holding period in years	5
Further investment (or redemption) during holding period	Rebalancing of model portfolio- 10 transactions per year
Costs & charges applicable rates	Maximum, no safekeeping fee, no exit transaction fee.

### ITEMISATION OF CHARGE CATEGORIES FOR 5-YEAR HOLDING PERIOD

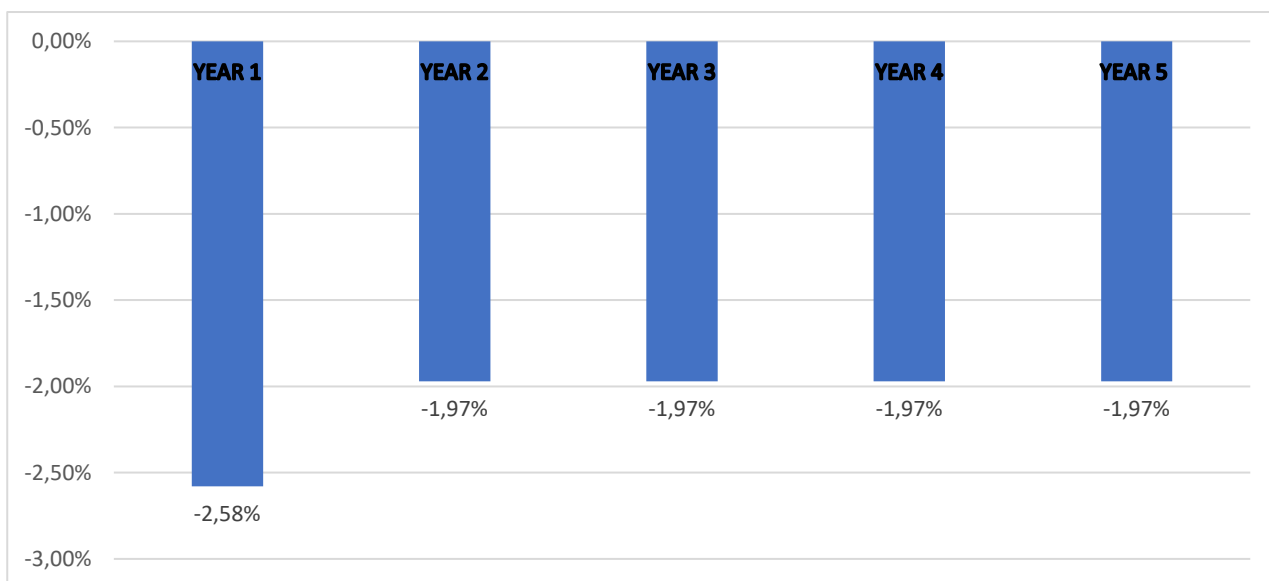
	Description/ Frequency	Amount (EUR)- (accumulated for 5 years)	% of investment amount
<b>PRODUCT COSTS</b>			
<i>Entry Costs</i>			
Product Entry Fee		0	0.00%
<i>Running Costs</i>			
Ongoing Costs <sup>5</sup>	Per annum (4.860 EUR/1,6% p.a.)	24,300	8,10%
Transaction Costs	Per annum	0	0
<i>Exit Costs</i>			
Product Exit Fee		0	0.00%
<b>TOTAL PRODUCT COSTS</b>		<b>24,300</b>	<b>8,10%</b>
<b>SERVICE COSTS</b>			
<i>Entry Costs</i>			
Transaction Commission <sup>6</sup>	One-off	4,350	1.45%
Settlement	One-off	410	0.13%
Exchange Fees <sup>1</sup>	One-off	0	0.00%
Foreign Exchange Costs <sup>2</sup>	One-off	0	0.00%
<i>Running Costs</i>			
Safekeeping Fee <sup>4</sup>	Per annum	0	0.00%
Corporate Action Fee <sup>3</sup>	Per transaction	0	0.00%
Foreign Exchange Costs <sup>2</sup>	Per transaction	0	0.00%
Advisory fee <sup>7</sup>	Per annum (1.800 EUR/0,60% p.a.)	9.000	3,00%
<i>Exit Costs</i>			
Transaction Commission	One-off	0	0.00%
Settlement	One-off	250	0.08%
Exchange Fees <sup>1</sup>	One-off	0	0.00%
Foreign Exchange Costs <sup>2</sup>	One-off	0	0.00%
<b>TOTAL SERVICE COSTS</b>		<b>14,010</b>	<b>4,67%</b>



<b>AGGREGATED COSTS</b>		
<i>Entry Costs</i>	4,760	1,58%
Thereof Third Party Payments Received	0	0,00%
<i>Running Costs</i>	33,300	11,10%
Thereof Third Party Payments Received	7,140	2,38%
<i>Exit Costs</i>	250	0,08%
Thereof Third Party Payments Received	0	0,00%
<b>AGGREGATED COSTS</b>	<b>38,310</b>	<b>12,76%</b>
Thereof Third Party Payments Received	7,140	2,38%

<b>Notes</b>	
<i>Related to table above:</i>	
1 No exchange fees.	
2 Client's available funds are in the asset currency.	
3 No income distribution (accumulation share type).	
4 No safekeeping fees.	
5 Product ongoing costs as provided by the product manufacturer and expressed as a % of NAV of the Financial Product per annum.	
6 Total Invested Amount over €150,001 for entry fees. No exit fees.	
7 Advisory fee- new fee introduced mid 2022.	
<i>Other:</i>	
- For mutual funds and ETFs, running Product Costs (such as management fees and transaction fees) are included in the NAV/price of the product.	
- Additional product and service costs may occur at entry or exit as well as during the holding period of the Financial Instrument. For more information, please refer to Appendix 1 – General Costs & Associated Charges – Bank of Cyprus.	
- If the transaction is terminated before the end of the holding period indicated above, exit costs will occur earlier.	
- Estimations of costs & associated charges are based on assumptions and may deviate from costs and charges that may actually be incurred.	

**EFFECT OF COSTS ON RETURN**



Total cost for 5-year period	EUR	38,310
Total cost for 5-year period	%	12,76%
Average cost per annum	%	2,55%

Product Asset Class(es) / Financial Instrument(s)	<b>E. Structured Products</b>
Product Asset Class Description	Please refer to the Pre- Contractual Info Pack Section 3 - Part E.
Examples	<ul style="list-style-type: none"> <li>i) <u>Dual Currency Investments (DCIs)</u> For more details please refer to the terms and conditions of the product.</li> <li>ii) <u>Double No Touch Deposits (DNTs)</u> For more details please refer to the terms and conditions of the product.</li> <li>iii) <u>Reverse Convertible Notes (RCNs)</u> For more details please refer to the terms and conditions of the product.</li> <li>iv) <u>Other structured products</u></li> </ul>

<b>PRODUCT COSTS – Structured Products</b>		
<b>Entry Costs</b>		
Cost Item	Amount	Details <sup>10</sup>
Structuring Fee	Up to 2.50% p.a. on the notional amount with a minimum fee of €200	Applies only to products structured or issued by the Bank of Cyprus.
<b>Running Costs</b>		
Cost Item	Amount	Details
None	Zero	
<b>Exit Costs</b>		
Cost Item	Amount	Details
None	Zero	
<b>TOTAL PRODUCT COSTS</b>	<b><i>Up to 2.50% p.a. on the notional amount with a minimum fee of €200</i></b>	

<b>SERVICE COSTS – Structured Products</b>		
<b>Entry Costs</b>		
Cost Item	Amount	Details <sup>10</sup>
Execution Fee	Up to 1.50% on the notional amount	
<b>Running Costs</b>		
Cost Item	Amount	Details
<u>Global Custody Services Fees</u> Safekeeping Fee	Up to 0.35% p.a. calculated on the notional amount and charged quarterly in arrears and ad hoc on	Minimum €75 per quarter (see relevant section in Appendix 1)

<sup>10</sup> In case a client withdraws from the Agreement, this cost relating to a transaction executed cannot be refunded.

	the sale, maturity or transfer of a security	
<b>Exit Costs</b>		
<b>Cost Item</b>	<b>Amount</b>	<b>Details</b>
Execution Fee	Up to 1.50% on the notional amount	Applies only in cases where the client decides to exit the position prior to maturity <sup>11</sup> .  Early termination of a contract will be subject to a breakage cost based on the market value of the contract at that time, in addition to the execution fee for terminating the contract.
<b>TOTAL SERVICE COSTS</b>	<b><i>Up to 0.35% p.a. on the notional amount plus up to 3.00% on the notional amount</i></b>	
<b>TOTAL AGGREGATED COSTS</b>	<b><i>Up to 2.85% p.a. on the notional amount with a minimum fee of €200 plus up to 3.00% on the notional amount</i></b>	

Notes to table:

- Additional product and service costs may occur at entry or exit as well as during the holding period of the Financial Instrument; these will be charged as incurred.
- All fees marked as Global Custody Services Fees in the table above relate to the provision of Global Custody Services.

<sup>11</sup> In case a client withdraws from the Agreement, this cost relating to a transaction executed cannot be refunded.

### E1. Indicative Example – Dual Currency Investment

This example provides you with the costs and associated charges information using the Bank's rates as defined in the General and the Financial Instrument Specific Costs and Associated Charges tables above. It is not marketing material or a recommendation to buy or sell the underlying instrument used in the example. The underlying instrument (**Dual Currency Investment**) is only used for illustration purposes. The information is required under MiFID II and you are advised to read it so that you can make an informed decision on the potential costs and associated charges related to investments in structured products through Bank of Cyprus.

#### CONTRACT DETAILS

Product Asset Class	Structured Products
Product Name	Dual Currency Investment
Investment Amount	1,500,000
Investment Currency	EUR
Alternative Currency	USD
Underlying	EURUSD
Strike rate	1.0500
Side	Clients buys

#### ASSUMPTIONS

Holding period in weeks	To maturity (i.e. 14 days)
Costs & charges applicable rates	Typical

#### ITEMISATION OF CHARGE CATEGORIES FOR HOLDING PERIOD TO MATURITY

	Frequency / Description	Amount (EUR)	% on notional amount
<b><u>PRODUCT COSTS</u></b>			
<i>Entry Costs</i>	One-off	1438	0.10%
<i>Running Costs</i>		0	0.00%
<i>Exit Costs</i>		0	0.00%
<b>TOTAL PRODUCT COSTS</b>		<b>1438</b>	<b>0.10%</b>
<b><u>SERVICE COSTS</u></b>			
<i>Entry Costs</i>		0	0.00%
<i>Running Costs</i>		0	0.00%
<i>Exit Costs</i>		0	0.00%
<b>TOTAL SERVICE COSTS</b>		<b>0</b>	<b>0.00%</b>
<b><u>AGGREGATED COSTS</u></b>			
<i>Entry Costs</i>		1438	0.10%
Thereof Third Party Payments Received		0	0.00%
<i>Running Costs</i>		0	0.00%
Thereof Third Party Payments Received		0	0.00%
<i>Exit Costs</i>		0	0.00%
Thereof Third Party Payments Received		0	0.00%
<b>AGGREGATED COSTS</b>		<b>1438</b>	<b>0.10%</b>
Thereof Third Party Payments Received		0	0.00%

**E2. Indicative Example – Double No Touch-** This example provides you with the costs and associated charges information using the Bank's rates as defined in the General and the Financial Instrument Specific Costs and Associated Charges tables above. It is not marketing material or a recommendation to buy or sell the underlying instrument used in the example. The underlying instrument (**Double No Touch**) is only used for illustration purposes. The information is required under MiFID II and you are advised to read it so that you can make an informed decision on the potential costs and associated charges related to investments in structured products through Bank of Cyprus.

## CONTRACT DETAILS

Product Asset Class	Structured Products
Product Name	Double No Touch
Investment Amount	500,000 (equivalent to EUR480,770 as per market rate)
Investment Currency	USD
EURUSD Spot reference rate	1.0400
Underlying	EURUSD
Upper Barrier	1.0450
Lower Barrier	1.0350
Side	Clients buys

## ASSUMPTIONS

Holding period in weeks	To maturity (i.e. 14 days)
Costs & charges applicable rates	Minimum

## ITEMISATION OF CHARGE CATEGORIES FOR HOLDING PERIOD TO MATURITY

	Frequency / Description	Amount (EUR)	% on notional amount
<b><u>PRODUCT COSTS</u></b>			
Entry Costs	One-off (i.e. minimum amount is charged)	461	0.10%
Running Costs		0	0.00%
Exit Costs		0	0.00%
<b>TOTAL PRODUCT COSTS</b>		<b>461</b>	<b>0.10%</b>
<b><u>SERVICE COSTS</u></b>			
Entry Costs		0	0.00%
Running Costs		0	0.00%
Exit Costs		0	0.00%
<b>TOTAL SERVICE COSTS</b>		<b>0</b>	<b>0.00%</b>
<b><u>AGGREGATED COSTS</u></b>			
Entry Costs		461	0.10%
Thereof Third Party Payments Received		0	0.00%
Running Costs		0	0.00%
Thereof Third Party Payments Received		0	0.00%
Exit Costs		0	0.00%
Thereof Third Party Payments Received		0	0.00%
<b>AGGREGATED COSTS</b>		<b>461</b>	<b>0.10%</b>
Thereof Third Party Payments Received		0	0.00%

### E3. Indicative Example – Reverse Convertible Note

This example provides you with the costs and associated charges information using the Bank's rates as defined in the General and the Financial Instrument Specific Costs and Associated Charges tables above. It is not marketing material or a recommendation to buy or sell the underlying instrument used in the example. The underlying instrument (**Reverse Convertible Note**) is only used for illustration purposes. The information is required under MiFID II and you are advised to read it so that you can make an informed decision on the potential costs and associated charges related to investments in structured products through Bank of Cyprus.

### CONTRACT DETAILS

Product Asset Class	Structured Products
Product Name	Reverse Convertible Note
Investment Amount	1,000,000
Investment Currency	EUR
Underlying	IBEX 35
Strike price	8,000
Side	Clients buys

### ASSUMPTIONS

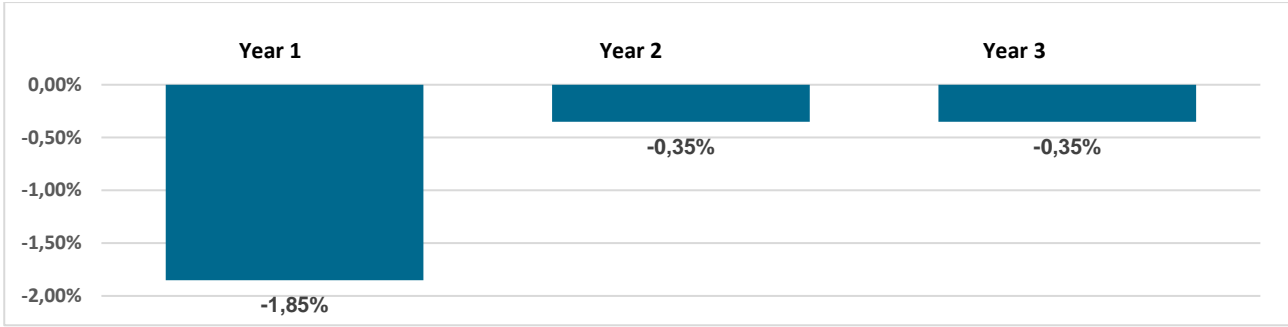
Holding period in years	To maturity (i.e. 3 years)
Costs & charges applicable rates	Typical and safekeeping fees (i.e. third party issuer)

### ITEMISATION OF CHARGE CATEGORIES FOR HOLDING PERIOD TO MATURITY

	Frequency / Description	Amount (EUR)	% on notional amount
<b>PRODUCT COSTS</b>			
<i>Entry Costs</i>		0	0.00%
<i>Running Costs</i>		0	0.00%
<i>Exit Costs</i>		0	0.00%
<b>TOTAL PRODUCT COSTS</b>		<b>0</b>	<b>0.00%</b>
<b>SERVICE COSTS</b>			
<i>Entry Costs</i>	One-off	15,000	1.50%
<i>Running Costs</i>	Per annum (yearly €3,500/0.35% p.a.)	10,500	1.05%
<i>Exit Costs</i>		0	0.00%
<b>TOTAL SERVICE COSTS</b>		<b>25,500</b>	<b>2.55%</b>
<b>AGGREGATED COSTS</b>			
<i>Entry Costs</i>		15,000	1.50%
Thereof Third Party Payments Received		0	0.00%
<i>Running Costs</i>		10,500	1.05%
Thereof Third Party Payments Received		0	0.00%
<i>Exit Costs</i>		0	0.00%
Thereof Third Party Payments Received		0	0.00%
<b>AGGREGATED COSTS</b>		<b>25,500</b>	<b>2.55%</b>
Thereof Third Party Payments Received		0	0.00%

**EFFECT OF COSTS ON RETURN**

--



Total cost for 3-year period	EUR	25,500
Total cost for 3-year period	%	2.55%
Average cost per annum	%	0.85%

Product Asset Class(es) / Financial Instrument(s)	<b>F. Foreign Exchange (FX) Derivative Products (Part 1)</b>
Product Asset Class Description	Please refer to the Pre- Contractual Info Pack Section 3 - Part E.
Examples	<p>a) <u>Forward Outright</u> For more details please refer to the terms and conditions of the product.</p> <p>b) <u>Time Option Forward</u> For more details please refer to the terms and conditions of the product.</p>

<b>PRODUCT COSTS – Forward Outright &amp; Time Option Forward</b>		
<b>Entry Costs</b>		
<b>Cost Item</b>	<b>Amount</b>	<b>Details<sup>12</sup></b>
FX Forward Outright <ul style="list-style-type: none"> <li>Spread mark-up</li> </ul>	<ul style="list-style-type: none"> <li>Up to +/- 1.00% mark up on the prevailing market FX Forward Outright rates for contracts up to 6 months</li> <li>Up to +/- 1.50% mark up on the prevailing market FX Forward Outright rates for contracts with duration greater than 6 months</li> </ul>	The mark-up is added on the prevailing market forward outright rate
FX Time option Forward <p>a. Spread mark up</p> <p>b. Interest fee for the option period</p>	<ul style="list-style-type: none"> <li>Up to +/- 1.00% mark up on the prevailing market FX Forward Outright rates for contracts up to 6 months</li> <li>Up to +/- 1.50% mark up on the prevailing market FX Forward Outright rates for contracts with duration greater than 6 months</li> </ul> <p>Interest of up to 3% p.a. on the notional amount of the trade calculated for the option period of the contract only</p>	<p>The mark-up is added on the prevailing market forward outright rate that is calculated for the period until the maturity date or until the start date of the option period, whichever rate is the most favourable for the bank</p> <p>The cost is calculated in pips and added as costs in the final Time Option Forward contract rate provided to the client</p>

<sup>12</sup> <sup>12</sup> In case a client withdraws from the Agreement, this cost relating to a transaction executed cannot be refunded



<b>Running Costs</b>		
<b>Cost Item</b>	<b>Amount</b>	<b>Details</b>
None	Zero	
<b>Exit Costs</b>		
<b>Cost Item</b>	<b>Amount</b>	<b>Details<sup>13</sup></b>
Spread mark-up	Up to +/- 0.50% mark up on the prevailing market FX Forward rate for transactions with the opposite trading direction of the outstanding contract	Early termination of a Forward contract will be subject to a breakage cost (or profit) based on the market value of the transaction at that time. Breakage costs are calculated based on the FX Forward market rates available for closing the outstanding transaction +/- 0.50% mark up.
<b>TOTAL PRODUCT COSTS</b>	<b><i>Up to 2.00% spread mark up plus up to 3.00% p.a. on the notional amount for the option period</i></b>	

<b>SERVICE COSTS – Forward Outright &amp; Time Option Forward</b>		
<b>Entry Costs</b>		
<b>Cost Item</b>	<b>Amount</b>	<b>Details<sup>13</sup></b>
Forward Commission	Up to 0.20% on the notional amount (min €30, max €1,000)	Charged to cover the cost for the establishment, administration and monitoring of the forward contract.
<b>Running Costs</b>		
<b>Cost Item</b>	<b>Amount</b>	<b>Details<sup>13</sup></b>
FX Commission	Up to 0.40% on the notional amount (min €5, max €400). For Time Option Forwards this is applicable on each drawdown, and it is calculated on the drawdown amount.	FX commission paid for the execution of the contract on each drawdown event or on settlement date.
<b>Exit Costs</b>		
<b>Cost Item</b>	<b>Amount</b>	<b>Details<sup>13</sup></b>
Forward commission (applicable only for Forward Outright Contract)	Up to 0.20% on the notional amount (min €30, max €1,000)	Forward Outright contracts cannot be closed out before the expiration date therefore the only way to exit from such a trade is by entering in a new Forward Contract with the opposite trading direction and the same expiration date. Cash

<sup>13</sup> In case a client withdraws from the Agreement, this cost relating to a transaction executed cannot be refunded.

		settlement is done on expiration. The fee charged covers the cost for the establishment, administration and monitoring of the forward contract.
<b>TOTAL SERVICE COSTS</b>	<i>Up to 0.60% on the notional amount min €65</i>	

<b>TOTAL AGGREGATED COSTS</b>	<ul style="list-style-type: none"> <li>• <i>Up to 2.00% spread mark up</i></li> <li>• <i>Up to 3% p.a. on the notional amount (applicable only on Time Option Forwards)</i></li> <li>• <i>Up to 0.60% Commissions with a minimum of €65</i></li> </ul>	
-------------------------------	--	--

*Notes to table:*

- *Additional product and service costs may occur at entry or exit as well as during the holding period of the Financial Instrument; these will be charged as incurred.*
- *All fees marked as Global Custody Services Fees in the table above relate to the provision of Global Custody Services.*

### F1. Indicative Example – Forward Outright

This example provides you with the costs and associated charges information using the Bank's rates as defined in the General and the Financial Instrument Specific Costs and Associated Charges tables above. It is not marketing material or a recommendation to buy or sell the underlying instrument used in the example. The underlying instrument (**Forward Outright**) is only used for illustration purposes. The information is required under MiFID II and you are advised to read it so that you can make an informed decision on the potential costs and associated charges related to investments in these FX derivative products through Bank of Cyprus.

### CONTRACT DETAILS

Product Asset Class	FX Derivative Products
Product Name	Forward Outright
Investment Amount	200,000
Investment Currency	EUR
Underlying	EURUSD
Reference rate	1.0500
Side	Clients buys USD

### ASSUMPTIONS

Holding period in months	To maturity (i.e. 3 months)
Costs & charges applicable rates	Typical and maximum amount

### ITEMISATION OF CHARGE CATEGORIES FOR HOLDING PERIOD TO MATURITY

	Frequency / Description	Amount (EUR)	% on notional amount
<b><u>PRODUCT COSTS</u></b>			
<i>Entry Costs</i>	One-off	2,000	1.00%
<i>Running Costs</i>		0	0.00%
<i>Exit Costs</i>		0	0.00%
<b>TOTAL PRODUCT COSTS</b>		<b>2,000</b>	<b>1.00%</b>
<b><u>SERVICE COSTS</u></b>			
<i>Entry Costs</i>	One-off	400	0.20%
<i>Running Costs</i>	One-off (i.e. maximum amount is charged)	400	0.20%
<i>Exit Costs</i>		0	0.00%
<b>TOTAL SERVICE COSTS</b>		<b>800</b>	<b>0.40%</b>
<b><u>AGGREGATED COSTS</u></b>			
<i>Entry Costs</i>		2,400	1.20%
Thereof Third Party Payments Received		0	0.00%
<i>Running Costs</i>		400	0.20%
Thereof Third Party Payments Received		0	0.00%
<i>Exit Costs</i>		0	0.00%
Thereof Third Party Payments Received		0	0.00%
<b>AGGREGATED COSTS</b>		<b>2,800</b>	<b>1.40%</b>
Thereof Third Party Payments Received		0	0.00%

## F2. Indicative Example – Time Option Forward

This example provides you with the costs and associated charges information using the Bank's rates as defined in the General and the Financial Instrument Specific Costs and Associated Charges tables above. It is not marketing material or a recommendation to buy or sell the underlying instrument used in the example. The underlying instrument (**Time Option Forward**) is only used for illustration purposes. The information is required under MiFID II and you are advised to read it so that you can make an informed decision on the potential costs and associated charges related to investments in these FX derivative products through Bank of Cyprus.

### CONTRACT DETAILS

Product Asset Class	FX Derivative Products
Product Name	Time Option Forward
Investment Amount	200,000
Investment Currency	EUR
Underlying	EURUSD
Reference rate	1.0500
Side	Clients buys USD

### ASSUMPTIONS

Holding period in months	To maturity (i.e. 3 months)
Costs & charges applicable rates	Typical and maximum amount

### ITEMISATION OF CHARGE CATEGORIES FOR HOLDING PERIOD TO MATURITY

	Frequency / Description	Amount (EUR)	% on notional amount
<b><u>PRODUCT COSTS</u></b>			
<i>Entry Costs</i>	One-off on notional	3,500	1.75%
<i>Running Costs</i>		0	0.00%
<i>Exit Costs</i>		0	0.00%
<b>TOTAL PRODUCT COSTS</b>		<b>3,500</b>	<b>1.75%</b>
<b><u>SERVICE COSTS</u></b>			
<i>Entry Costs</i>	One-off	400	0.20%
<i>Running Costs</i>	Per drawdown (i.e. maximum amount is charged)	400	0.20%
<i>Exit Costs</i>		0	0.00%
<b>TOTAL SERVICE COSTS</b>		<b>800</b>	<b>0.40%</b>
<b><u>AGGREGATED COSTS</u></b>			
<i>Entry Costs</i>		3,900	1.95%
Thereof Third Party Payments Received		0	0.00%
<i>Running Costs</i>		400	0.20%
Thereof Third Party Payments Received		0	0.00%
<i>Exit Costs</i>		0	0.00%
Thereof Third Party Payments Received		0	0.00%
<b>AGGREGATED COSTS</b>		<b>4,300</b>	<b>2.15%</b>
Thereof Third Party Payments Received		0	0.00%

Product Asset Class(es) / Financial Instrument(s)	<b>F. Foreign Exchange (FX) Derivative Products (Part 2)</b>
Examples	<p>c) <u>Currency Options</u></p> <ul style="list-style-type: none"> <li>○ <u>Vanilla Currency Options (FXOs)</u> For more details please refer to the terms and conditions of the product.</li> <li>○ <u>Participating Forward Contracts (PFCs)</u> For more details please refer to the terms and conditions of the product.</li> <li>○ <u>Forward Extras (FEs)</u> For more details please refer to the terms and conditions of the product.</li> <li>○ <u>Other currency option strategies</u></li> </ul>

<b>PRODUCT COSTS – Currency Options</b>		
<b>Entry Costs</b>		
Cost Item	Amount	Details <sup>14</sup>
Product Fee	Up to 2.50% p.a. on the notional amount with a minimum fee of €400	This can be charged to the client as a fee paid upfront or annually. It also may be added as a markup in the final strike rate offered to the client on the underlying product
<b>Running Costs</b>		
Cost Item	Amount	Details
None	Zero	
<b>Exit Costs</b>		
Cost Item	Amount	Details
None	Zero	
<b>TOTAL PRODUCT COSTS</b>	<b>Up to 2.50% p.a. on the notional amount with a minimum fee of €400</b>	

<b>SERVICE COSTS – Currency Options</b>		
<b>Entry Costs</b>		
Cost Item	Amount	Details <sup>14</sup>
Execution Fee	Up to 1.00% on the notional amount	Paid up front
<b>Running Costs</b>		
Cost Item	Amount	Details
None	Zero	

<sup>14</sup> In case a client withdraws from the Agreement, this cost relating to a transaction executed cannot be refunded.

<b>Exit Costs</b>		
<b>Cost Item</b>	<b>Amount</b>	<b>Details<sup>15</sup></b>
Execution Fee	Up to 0.50% on the notional amount	Early termination of a contract will be subject to a breakage cost based on the market value of the contract at that time, in addition to the execution fee
<b>TOTAL SERVICE COSTS</b>	<b><i>Up to 1.50% on the notional amount</i></b>	
<b>TOTAL AGGREGATED COSTS</b>	<b><i>Up to 2.50% p.a. on the notional amount with a minimum fee of €400 plus up to 1.50% on the notional amount</i></b>	

*Notes to table:*

- *Additional product and service costs may occur at entry or exit as well as during the holding period of the Financial Instrument; these will be charged as incurred.*
- *All fees marked as Global Custody Services Fees in the table above relate to the provision of Global Custody Services.*

---

<sup>15</sup> In case a client withdraws from the Agreement, this cost relating to a transaction executed cannot be refunded.

---

### F3. Indicative Example – Vanilla Currency Option

This example provides you with the costs and associated charges information using the Bank's rates as defined in the General and the Financial Instrument Specific Costs and Associated Charges tables above. It is not marketing material or a recommendation to buy or sell the underlying instrument used in the example. The underlying instrument (**Vanilla Currency Option**) is only used for illustration purposes. The information is required under MiFID II and you are advised to read it so that you can make an informed decision on the potential costs and associated charges related to investments in these FX derivative products through Bank of Cyprus.

#### CONTRACT DETAILS

Product Asset Class	FX Derivative Products
Product Name	Vanilla Currency Option
Investment Amount	500,000
Investment Currency	EUR
Underlying	EURUSD
Strike rate	1.0500
Side	Clients buys EUR CALL

#### ASSUMPTIONS

Holding period in months	To maturity (i.e. 90 days)
Costs & charges applicable rates	Typical

#### ITEMISATION OF CHARGE CATEGORIES FOR HOLDING PERIOD TO MATURITY

	Frequency / Description	Amount (EUR)	% on notional amount
<b><u>PRODUCT COSTS</u></b>			
<i>Entry Costs</i>		0	0.00%
<i>Running Costs</i>		0	0.00%
<i>Exit Costs</i>		0	0.00%
<b>TOTAL PRODUCT COSTS</b>		<b>0</b>	<b>0.00%</b>
<b><u>SERVICE COSTS</u></b>			
<i>Entry Costs</i>	One-off	5,000	1.00%
<i>Running Costs</i>		0	0.00%
<i>Exit Costs</i>		0	0.00%
<b>TOTAL SERVICE COSTS</b>		<b>5,000</b>	<b>1.00%</b>
<b><u>AGGREGATED COSTS</u></b>			
<i>Entry Costs</i>		<b>5,000</b>	<b>1.00%</b>
Thereof Third Party Payments Received		0	0.00%
<i>Running Costs</i>		0	0.00%
Thereof Third Party Payments Received		0	0.00%
<i>Exit Costs</i>		0	0.00%
Thereof Third Party Payments Received		0	0.00%
<b>AGGREGATED COSTS</b>		<b>5,000</b>	<b>1.00%</b>
Thereof Third Party Payments Received		0	0.00%

#### F4. Indicative Example – Participating Forward Contract

This example provides you with the costs and associated charges information using the Bank's rates as defined in the General and the Financial Instrument Specific Costs and Associated Charges tables above. It is not marketing material or a recommendation to buy or sell the underlying instrument used in the example. The underlying instrument (**Participating Forward Contract**) is only used for illustration purposes. The information is required under MiFID II and you are advised to read it so that you can make an informed decision on the potential costs and associated charges related to investments in these FX derivative products through Bank of Cyprus.

#### CONTRACT DETAILS

Product Asset Class	FX Derivative Products
Product Name	Participating Forward Contract
Participation level	50%
Investment Amount	500,000
Investment Currency	EUR
Underlying	EURUSD
Strike rate	1.0350
Side	Clients buys USD at Strike rate

#### ASSUMPTIONS

Holding period in months	To maturity (i.e. 30 days)
Costs & charges applicable rates	Typical

#### ITEMISATION OF CHARGE CATEGORIES FOR HOLDING PERIOD TO MATURITY

	Frequency / Description	Amount (EUR)	% on notional amount
<b>PRODUCT COSTS</b>			
<i>Entry Costs</i>	One-off (added as mark up on the strike rate offered)	1,027	0.21%
<i>Running Costs</i>		0	0.00%
<i>Exit Costs</i>		0	0.00%
<b>TOTAL PRODUCT COSTS</b>		<b>1,027</b>	<b>0.21%</b>
<b>SERVICE COSTS</b>			
<i>Entry Costs</i>	One-off	5,000	1.00%
<i>Running Costs</i>		0	0.00%
<i>Exit Costs</i>		0	0.00%
<b>TOTAL SERVICE COSTS</b>		<b>5,000</b>	<b>1.00%</b>
<b>AGGREGATED COSTS</b>			
<i>Entry Costs</i>		6,027	1.21%
Thereof Third Party Payments Received		0	0.00%
<i>Running Costs</i>		0	0.00%
Thereof Third Party Payments Received		0	0.00%
<i>Exit Costs</i>		0	0.00%
Thereof Third Party Payments Received		0	0.00%
<b>AGGREGATED COSTS</b>		<b>6,027</b>	<b>1.21%</b>
Thereof Third Party Payments Received		0	0.00%



Product Asset Class(es) / Financial Instrument(s)	<b>G. Interest Rate Derivative Products (Part 1)</b>
Product Asset Class Description	<u>Interest rate derivatives</u> are most often used to protect clients against adverse movements in interest rates.
Examples	a) <u>Interest Rate Options (IROs)</u> For more details please refer to the terms and conditions of the product.

<b>PRODUCT COSTS – Interest Rate Options</b>		
<b>Entry Costs</b>		
Cost Item	Amount	Details <sup>16</sup>
Structuring Fee	Up to 0.30% p.a. on the notional amount with a minimum fee of €1,000	
<b>Running Costs</b>		
Cost Item	Amount	Details
None	Zero	
<b>Exit Costs</b>		
Cost Item	Amount	Details
None	Zero	
<b>TOTAL PRODUCT COSTS</b>	<b>Up to 0.30% p.a. on the notional amount with a minimum fee of €1,000</b>	

<b>SERVICE COSTS – Interest Rate Options</b>		
<b>Entry Costs</b>		
Cost Item	Amount	Details <sup>16</sup>
Execution Fee	Up to 1.00% on the notional amount	
<b>Running Costs</b>		
Cost Item	Amount	Details
Administration fee	Up to 0.05% per annum	
<b>Exit Costs</b>		
Cost Item	Amount	Details <sup>16</sup>

<sup>16</sup> In case a client withdraws from the Agreement, this cost relating to a transaction executed cannot be refunded.

Execution Fee	Up to 1.00% on the notional amount	Early termination of a contract will be subject to a breakage cost based on the market value of the contract at that time, in addition to the execution fee for terminating the contract.
<b>TOTAL SERVICE COSTS</b>	<b><i>Up to 2.00% on the notional amount and up to 0.05% p.a. admin fee</i></b>	
<b>TOTAL AGGREGATED COSTS</b>	<b><i>Up to 0.35% p.a. on the notional amount with a minimum fee of €1,000 plus up to 2.00% on the notional amount</i></b>	

Notes to table:

- *Additional product and service costs may occur at entry or exit as well as during the holding period of the Financial Instrument; these will be charged as incurred.*
- *All fees marked as Global Custody Services Fees in the table above relate to the provision of Global Custody Services.*

### G1. Indicative Example 1 – Interest Rate Option

This example provides you with the costs and associated charges information using the Bank's rates as defined in the General and the Financial Instrument Specific Costs and Associated Charges tables above. It is not marketing material or a recommendation to buy or sell the underlying instrument used in the example. The underlying instrument (**Interest Rate Option**) is only used for illustration purposes. The information is required under MiFID II and you are advised to read it so that you can make an informed decision on the potential costs and associated charges related to investments in interest rate derivative products through Bank of Cyprus.

### CONTRACT DETAILS

Product Asset Class	Interest Rate Derivative Products
Product Name	Interest Rate Option – Interest rate Cap
Investment Amount	10,000,000
Investment Currency	EUR
Underlying	EURIBOR 3month
Strike rate	2.00%
Side	Clients buys IR Cap

### ASSUMPTIONS

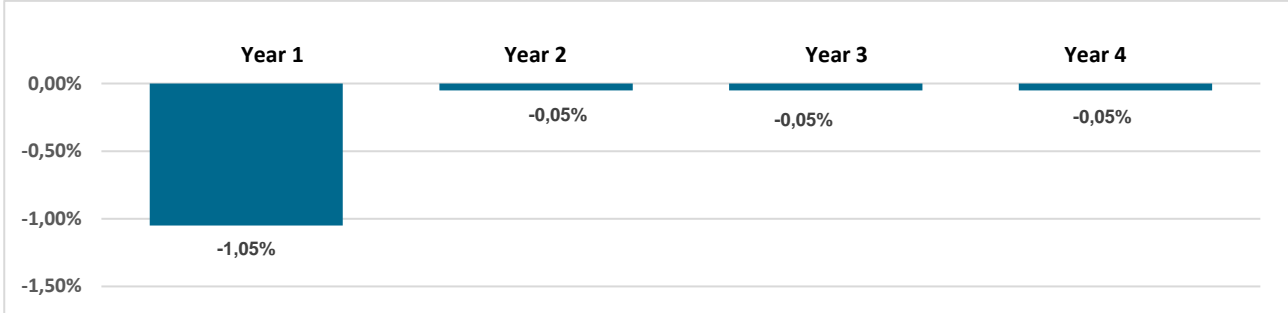
Holding period in years	To maturity (i.e. 4 years)
Costs & charges applicable rates	Typical - Premium paid up front

### ITEMISATION OF CHARGE CATEGORIES FOR HOLDING PERIOD TO MATURITY

	Frequency / Description	Amount (EUR) Total for the period	% on notional amount
<b><u>PRODUCT COSTS</u></b>			
Entry Costs	Per annum	0	0.00%
Running Costs		0	0.00%
Exit Costs		0	0.00%
<b>TOTAL PRODUCT COSTS</b>		<b>0</b>	<b>0.00%</b>
<b><u>SERVICE COSTS</u></b>			
Entry Costs	One-off	100,000	1.00%
Running Costs	Per annum (€5,000 per annum / 0.05% p.a.)	20,000	0.00%
Exit Costs		0	0.00%
<b>TOTAL SERVICE COSTS</b>		<b>120,000</b>	<b>1.20%</b>
<b><u>AGGREGATED COSTS</u></b>			
Entry Costs		100,000	1.00%
Thereof Third Party Payments Received		0	0.00%
Running Costs		20,000	0.20%
Thereof Third Party Payments Received		0	0.00%
Exit Costs		0	0.00%
Thereof Third Party Payments Received		0	0.00%
<b>AGGREGATED COSTS</b>		<b>120,000</b>	<b>1.20%</b>
Thereof Third Party Payments Received		0	0.00%

**EFFECT OF COSTS ON RETURN**

--



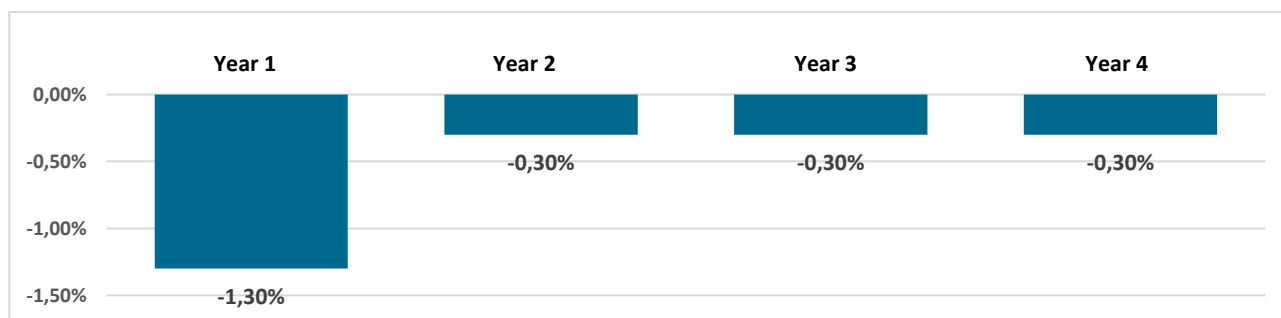
Total cost for 4-year period	EUR	120,000
Total cost for 4-year period	%	1.200%
Average cost per annum	%	0.30%

### G1. Indicative Example 2 – Interest Rate Option

This example provides you with the costs and associated charges information using the Bank's rates as defined in the General and the Financial Instrument Specific Costs and Associated Charges tables above. It is not marketing material or a recommendation to buy or sell the underlying instrument used in the example. The underlying instrument (**Interest Rate Option – IR Option Strategy IR Collar**) is only used for illustration purposes. The information is required under MiFID II and you are advised to read it so that you can make an informed decision on the potential costs and associated charges related to investments in interest rate derivative products through Bank of Cyprus.

CONTRACT DETAILS			
Product Name	Interest Rate Option – Interest rate Collar		
Investment Amount	10,000,000		
Investment Currency	EUR		
Underlying	EURIBOR 3month		
Cap Strike rate	2.00%		
Floor Strike rate	1.20%		
Side	Clients buys IR Collar		
ASSUMPTIONS			
Holding period in years	To maturity (i.e. 4 years)		
Costs & charges applicable rates	Typical		
ITEMISATION OF CHARGE CATEGORIES FOR HOLDING PERIOD TO MATURITY			
	Frequency / Description	Amount (EUR)	% on notional amount
<b>PRODUCT COSTS</b>			
Entry Costs	Per annum (yearly €30,000 / 0.30% p.a.)	120,000	1.20%
Running Costs		0	0.00%
Exit Costs		0	0.00%
<b>TOTAL PRODUCT COSTS</b>		<b>120,000</b>	<b>1.20%</b>
<b>SERVICE COSTS</b>			
Entry Costs	One-off	100,000	1.00%
Running Costs		0	0.00%
Exit Costs		0	0.00%
<b>TOTAL SERVICE COSTS</b>		<b>100,000</b>	<b>1.00%</b>
<b>AGGREGATED COSTS</b>			
Entry Costs		220,000	2.20%
Thereof Third Party Payments Received		0	0.00%
Running Costs		0	0.00%
Thereof Third Party Payments Received		0	0.00%
Exit Costs		0	0.00%
Thereof Third Party Payments Received		0	0.00%
<b>AGGREGATED COSTS</b>		<b>220,000</b>	<b>2.20%</b>
Thereof Third Party Payments Received		0	0.00%

### EFFECT OF COSTS ON RETURN



Total cost for 4-year period	EUR	220,000
Total cost for 4-year period	%	2.20%
Average cost per annum	%	0.55%

Product Asset Class(es) / Financial Instrument(s)	<b>G. Interest Rate Derivative Products (Part 2)</b>
Examples	b) <u>Interest Rate Swaps (IRSs)</u> For more details please refer to the terms and conditions of the product.

<b>PRODUCT COSTS – Interest Rate Swaps</b>		
<b>Entry Costs</b>		
Cost Item	Amount	Details
None	Zero	
<b>Running Costs</b>		
Cost Item	Amount	Details <sup>17</sup>
Swap fee	Up to 0.40% p.a. on the notional amount	
<b>Exit Costs</b>		
Cost Item	Amount	Details
None	Zero	
<b>TOTAL PRODUCT COSTS</b>	<b>Up to 0.40% p.a. on the notional amount</b>	

<b>SERVICE COSTS – Interest Rate Swaps</b>		
<b>Entry Costs</b>		
Cost Item	Amount	Details <sup>18</sup>
Documentation / Legal fee	From €40 up to €30,000	
<b>Running Costs</b>		
Cost Item	Amount	Details
None	Zero	
<b>Exit Costs</b>		
Cost Item	Amount	Details <sup>17</sup>
Execution fee	Up to 0.40% on the notional amount	Early termination of an IRS contract will be subject to a breakage cost based on the market value of the contract at that time, in addition to

<sup>17</sup> In case a client withdraws from the Agreement, this cost relating to a transaction executed cannot be refunded.

<sup>18</sup> In case a client withdraws from the Agreement, the documentation /legal fee agreed cannot be refunded.

		the execution fee for terminating the contract.
<b>TOTAL SERVICE COSTS</b>	<i>From €40 up to €30,000 plus up to 0.40% on the notional amount</i>	

<b>TOTAL AGGREGATED COSTS</b>	<i>Up to 0.40% p.a. on the notional amount plus 0.40% on the notional amount and €40 up to €30,000</i>	
-------------------------------	--	--

*Notes to table:*

- *Additional product and service costs may occur at entry or exit as well as during the holding period of the Financial Instrument; these will be charged as incurred.*
- *All fees marked as Global Custody Services Fees in the table above relate to the provision of Global Custody Services.*

## G2. Indicative Example – Interest Rate Swap

This example provides you with the costs and associated charges information using the Bank's rates as defined in the General and the Financial Instrument Specific Costs and Associated Charges tables above. It is not marketing material or a recommendation to buy or sell the underlying instrument used in the example. The underlying instrument (**Interest Rate Swap**) is only used for illustration purposes. The information is required under MiFID II and you are advised to read it so that you can make an informed decision on the potential costs and associated charges related to investments in interest rate derivative products through Bank of Cyprus.

### CONTRACT DETAILS

Product Asset Class	Interest Rate Derivative Products
Product Name	Interest Rate Swap
Investment Amount	10,000,000
Investment Currency	EUR
Underlying	EURIBOR 1month
Client pays Fixed rate	2.00%
BOC pays floating	EURIBOR 1 month

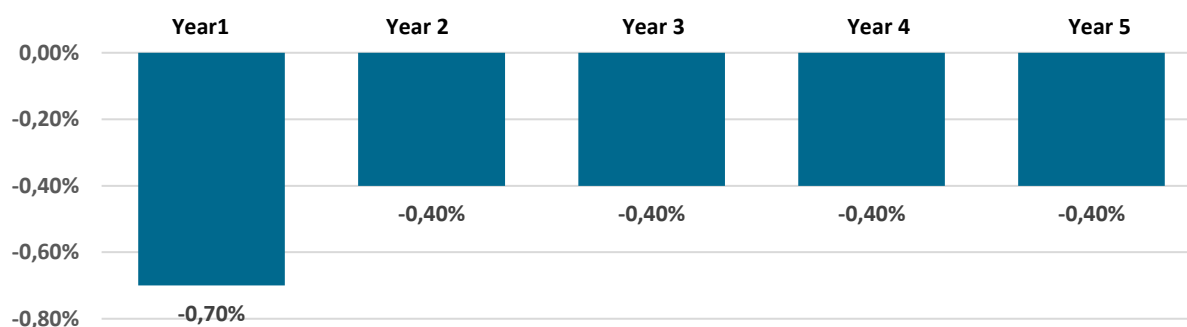
### ASSUMPTIONS

Holding period in years	To maturity (i.e. 5 years)
Costs & charges applicable rates	Typical

### ITEMISATION OF CHARGE CATEGORIES FOR HOLDING PERIOD TO MATURITY

	Frequency / Description	Amount (EUR) Total for the period	% on notional amount
<b>PRODUCT COSTS</b>			
Entry Costs		0	0.00%
Running Costs	Per annum (€40,000 per year/0.40% p.a.)	200,000	2.00%
Exit Costs		0	0.00%
<b>TOTAL PRODUCT COSTS</b>		<b>200,000</b>	<b>2.00%</b>
<b>SERVICE COSTS</b>			
Entry Costs	One-off	30,000	0.30%
Running Costs		0	0.00%
Exit Costs		0	0.00%
<b>TOTAL SERVICE COSTS</b>		<b>30,000</b>	<b>0.30%</b>
<b>AGGREGATED COSTS</b>			
Entry Costs		30,000	0.30%
Thereof Third Party Payments Received		0	0.00%
Running Costs		200,000	2.00%
Thereof Third Party Payments Received		0	0.00%
Exit Costs		0	0.00%
Thereof Third Party Payments Received		0	0.00%
<b>AGGREGATED COSTS</b>		<b>230,000</b>	<b>2.30%</b>
Thereof Third Party Payments Received		0	0.00%

### EFFECT OF COSTS ON RETURN



Total cost for 5-year period	EUR	230,000
Total cost for 5-year period	%	2.30%
Average cost per annum	%	0.46%



Product Asset Class(es) / Financial Instrument(s)	<b>H. Products traded via trading platform (a)</b>
Product Asset Class Description	Products traded via trading platform are the instruments available on BOC eTrader, the Bank's online trading platform whereby clients can have direct access to execute their trades at live executable prices. BOC eTrader is provided to clients for speculating and/or hedging purposes. The instruments provided are traded on margin.
Examples	a) <u>Rolling FX Spot</u> is an execution-only product and generally therefore has no recommended holding period. Rolling FX Spot trades do not settle. Instead, open positions held at the end of a trading day are rolled forward to the next available business day. The objective of trading Rolling FX Spot is to gain exposure to fluctuations of a certain currency pair without actually owning it. The return depends on the size of the performance (or movement) of the underlying currency pair and the size of the position. This product is used for speculating or hedging and is commonly traded on margin.

<b>PRODUCT COSTS – Rolling FX Spot<sup>19</sup></b>		
<b>Entry Costs</b>		
<b>Cost Item</b>	<b>Amount</b>	<b>Details</b>
Spread that is measured in pips is the difference between bid and ask price of a currency pair	The spreads applied are shown in the trading ticket screen in the platform before entering a trade.  The spread depends on a number of factors, including but not limited to, the market volatility, liquidity, the time of execution and the traded amount.  During periods of volatile markets or during periods of limited market liquidity, or during the release of key economic figures the spread may be increased	
Commission for small trade size execution	Up to \$10 per transaction	Charged for the service of carrying out the transaction, subject to a minimum fee on small notional trade sizes.
<b>Running Costs</b>		
<b>Cost Item</b>	<b>Amount</b>	<b>Details</b>
Mark up on Tom / Next Swap points	T/N swap points provided by Tier 1 banks plus/minus a mark-up of up to +/-0.55% on the trade amount	FX Spot open positions held at the end of a trading day (17:00 EST, except NZD pairs at 07:00 NZDT) are rolled. The swap points used are calculated using the tom/next swap feeds from Tier-1 banks, plus/minus

<sup>19</sup> In case a client withdraws from the Agreement, these costs relating to products traded on the trading platform cannot be refunded.

		a mark-up. of 0.55% (total mark up 1.10%).
Financing of unrealized P&L (Financing Interest)	On the daily overnight interest rates provided by our service provider plus a mark-up /markdown of up to +/- 0.75% on the unrealized P&L amount	Any unrealised profits or losses on positions that are rolled from one day to the next are subject to interest credit or debit.  The rate is calculated based on daily overnight interest rates provided by our service provider plus/minus a mark-up corresponding to +/- 0.75%. The cost/income is calculated in pips and added in the daily T/N rollover swap points.
<b>Exit Costs</b>		
<b>Cost Item</b>	<b>Amount</b>	<b>Details</b>
Spread that is measured in pips is the difference between bid and ask price of a currency pair	The spreads applied are shown in the trading ticket screen in the platform before entering a trade.  The spread depends on a number of factors, including but not limited to, the market volatility, liquidity, the time of execution and the traded amount.  During periods of volatile markets or during periods of limited market liquidity, or during the release of key economic figures the spread may be increased	
Commission for small trade size execution (PRODUCT COST ENTRY)	Up to \$10 per transaction	Charged for the service of carrying out the transaction, subject to a minimum fee on small notional trade sizes.
P&L Currency conversion	Up to 0.50% on the realized P&L amount	Fee for the conversion of realized profit or loss from instrument currency to the account currency
<b>TOTAL PRODUCT COSTS</b>	<ul style="list-style-type: none"> <li>• <b>Spread</b></li> <li>• <b>FX T/N costs:</b> <ol style="list-style-type: none"> <li>1. <b>Swap costs: T/N swap rates from Tier 1 banks plus a mark of up to 1.10%</b></li> <li>2. <b>Financing Interest: Daily overnight interest rates plus/minus a mark-up of up to 0.75%</b></li> </ol> </li> <li>• <b>Commission for small transactions up to \$20.</b></li> </ul>	

	<ul style="list-style-type: none"> <li>• <b>P&amp;L Currency conversion: up to 0.50% on realized P&amp;L</b></li> </ul>	
--	---	--

<b>SERVICE COSTS – Rolling FX Spot<sup>20</sup></b>		
<b>Entry Costs</b>		
Cost Item	Amount	Details
<b>Running Costs</b>		
Cost Item	Amount	Details
<b>Exit Costs</b>		
Cost Item	Amount	Details <sup>21</sup>
<b>TOTAL SERVICE COSTS</b>		

<b>TOTAL AGGREGATED COSTS</b>	<ul style="list-style-type: none"> <li>• <b>Spread on FX rates</b></li> <li>• <b>Commission on small transactions: up to \$20</b></li> <li>• <b>T/N Rollover costs:</b> <ol style="list-style-type: none"> <li>1. <b>Swap cost: T/N swap rates from Tier 1 banks plus a markup of up to 1.10%</b></li> <li>2. <b>Financing interest mark up: Overnight interest rates plus/minus a markup of up to 0.75% on daily P&amp;L amount</b></li> </ol> </li> <li>• <b>P&amp;L Currency conversion fee: 0.50% on the realized P&amp;L amount</b></li> </ul>	
-------------------------------	---	--

**Notes to table:**

- *Additional product and service costs may occur at entry or exit as well as during the holding period of the Financial Instrument; these will be charged as incurred.*
- *All fees marked as Global Custody Services Fees in the table above relate to the provision of Global Custody Services.*
- *Please visit the Bank’s website at [www.bankofcyprus.com.cy](http://www.bankofcyprus.com.cy) for the latest information on these costs and charges*

<sup>20</sup> In case a client withdraws from the Agreement, these costs relating to products traded on the trading platform cannot be refunded.

<sup>21</sup> In case a client withdraws from the Agreement, this FX cost cannot be refunded.

### H1. Indicative Example – Rolling FX Spot

This example provides you with the costs and associated charges information using the Bank's rates as defined in the General and the Financial Instrument Specific Costs and Associated Charges tables above. It is not marketing material or a recommendation to buy or sell the underlying instrument used in the example. The underlying instrument (**Rolling FX Spot – Traded via trading platform**) is only used for illustration purposes. The information is required under MiFID II and you are advised to read it so that you can make an informed decision on the potential costs and associated charges related to investments in products traded via a trading platform through Bank of Cyprus.

### CONTRACT DETAILS

Product Asset Class	Products traded via trading platform
Product Name	Rolling FX Spot
Investment Amount	100,000
Investment Currency	EUR
Underlying	EURUSD
Side	Clients buys EUR

### ASSUMPTIONS

Holding period in days	1 day
Costs & charges applicable rates	Typical
Spread from Mid-Price	3 pips
T/N Swap points (example)	Long EUR Short USD T/N swap pips 0.000077 from Saxo Bank- 1/6/22
Financing Interest (daily P&L)	1.55% as at 01/06/2022 provided by Saxo Bank Assuming that the trade carries a loss of USD5,000 Financing interest

### ITEMISATION OF CHARGE CATEGORIES FOR HOLDING PERIOD TO MATURITY

	Frequency / Description	Amount (EUR)	% on notional amount
<b><u>PRODUCT COSTS</u></b>			
Entry Costs	One-off	30	0.030%
Running Costs	Per annum	8	0.008%
Exit Costs	One-off	55	0.055%
<b>TOTAL PRODUCT COSTS</b>		<b>93</b>	<b>0.093%</b>
<b><u>SERVICE COSTS</u></b>			
Entry Costs		0	0.00%
Running Costs			0.00%
Exit Costs			0.00%
<b>TOTAL SERVICE COSTS</b>			<b>0.00%</b>
<b><u>AGGREGATED COSTS</u></b>			
Entry Costs		30	0.030%
Thereof Third-Party Payments Received		0	0.00%
Running Costs		8	0.008%
Thereof Third-Party Payments Received		0	0.00%
Exit Costs		55	0.055%
Thereof Third-Party Payments Received		0	0.00%
<b>AGGREGATED COSTS</b>		<b>93</b>	<b>0.0925%</b>
Thereof Third Party Payments Received		0	0.00%

Product Asset Class(es) / Financial Instrument(s)	<b>H. Products traded via trading platform (b)</b>	
Examples	b) <u>Futures</u> For more details, please refer to the terms and conditions of the product	
<b>PRODUCT COSTS – Futures</b>		
<b>Entry Costs</b>		
<b>Cost Item</b>	<b>Amount</b>	<b>Details</b>
None	Zero	
<b>Running Costs</b>		
<b>Cost Item</b>	<b>Amount</b>	<b>Details</b>
None	Zero	
<b>Exit Costs</b>		
<b>Cost Item</b>	<b>Amount</b>	<b>Details</b>
None	Zero	
<b>TOTAL PRODUCT COSTS</b>	<b>Zero</b>	
<b>SERVICE COSTS – Futures</b>		
<b>Entry Costs</b>		
<b>Cost Item</b>	<b>Amount</b>	<b>Details<sup>22</sup></b>
i) Exchange fee	i) As per exchange execution fee	i) Exchange fees for the execution of the Future contract trade ii) Charged by the bank for the execution of a Future contract trade.  Please visit the Bank's website at <a href="http://www.bankofcyprus.com.cy">http://www.bankofcyprus.com.cy</a> for the latest updated information on these costs & charges.
ii) Commission	ii) Up to \$15 per contract with a minimum charge of \$15	
<b>Running Costs</b>		
<b>Cost Item</b>	<b>Amount</b>	<b>Details<sup>25</sup></b>
i) Subscription to Exchange data (optional)	i) As per exchange subscription fees (monthly subscription fee)	i) Real prices feed from relevant exchanges. Exchanges. Optional – it is charged only if client wishes to have access to live price feeds

<sup>22</sup> In case a client withdraws from the Agreement, these costs relating to products traded on the trading platform cannot be refunded

ii) Carrying cost	ii) Overnight interest offered rate provided by Saxo Bank plus a markup of 1.50% p.a. on the collateral amount	ii) Carrying costs are calculated on the collateral amount for the holding period (Carrying cost= Margin requirement * Holding time * (Overnight Interest rate + mark-up) / (365 or 360 days)
<b>Exit Costs</b>		
Cost Item	Amount	Details <sup>23</sup>
i) Exchange fee ii) Commission iii) P&L Currency conversion	i) As per corresponding Exchange execution fees ii) Up to \$15 per contract with a minimum charge of \$15 iii) Up to 0.50% on the realized P&L amount	i) Exchange fees for the execution of the Future contract trade ii) Commission charged by the Bank for the execution of a Future contract trade. iii) The fee charged for converting realised profit/loss from the instrument currency to the account currency.
<b>TOTAL SERVICE COSTS</b>	<b><i>Exchange fees and up to \$30 per contract plus Subscription fees (optional for live prices) plus overnight interest offered rate plus a mark-up of up to 1.50% on the collateral amount, plus 0.50% on the realized P&amp;L amount</i></b>	
<b>TOTAL AGGREGATED COSTS</b>	<b><i>Exchange fees and up to \$30 per contract plus up to \$408 per month (optional for live prices) plus overnight interest offered rate plus a mark-up of up to 1.50% on the collateral amount, plus 0.50% on the realized P&amp;L amount</i></b>	

**Notes to table:**

- Additional product and service costs may occur at entry or exit as well as during the holding period of the Financial Instrument; these will be charged as incurred.
- All fees marked as Global Custody Services Fees in the table above relate to the provision of Global Custody Services.

<sup>23</sup> In case a client withdraws from the Agreement, these costs relating to products traded on the trading platform cannot be refunded.

## H2. Indicative Example – Futures

This example provides you with the costs and associated charges information using the Bank's rates as defined in the General and the Financial Instrument Specific Costs and Associated Charges tables above. It is not marketing material or a recommendation to buy or sell the underlying instrument used in the example. The underlying instrument (**Futures – Traded via trading platform**) is only used for illustration purposes. The information is required under MiFID II and you are advised to read it so that you can make an informed decision on the potential costs and associated charges related to investments in products traded via a trading platform through Bank of Cyprus.

### CONTRACT DETAILS

Product Asset Class	Products traded via trading platform
Product Name	Future - -- ZCN3 (Jul 23)
Investment Amount	182,812 (5 lots)
Investment Currency	USD
Underlying	EURUSD
Side	Clients buys

### ASSUMPTIONS

Holding period in months	2 months
Costs & charges applicable rates	Typical

### ITEMISATION OF CHARGE CATEGORIES FOR HOLDING PERIOD TO MATURITY

	Frequency / Description	Amount (USD)	% on notional amount
<b>PRODUCT COSTS</b>			
<i>Entry Costs</i>		0.00	0.00%
<i>Running Costs</i>		0.00	0.00%
<i>Exit Costs</i>		0.00	0.00%
<b>TOTAL PRODUCT COSTS</b>		<b>0.00</b>	<b>0.00%</b>
<b>SERVICE COSTS</b>			
<i>Entry Costs</i>	\$15 per lot	75	0.04%
	Exchange fee per contract \$2.07	10.35	0.01%
<i>Running Costs</i>	Carrying cost (3.0%)*Maintenance margin (\$13,250)*2m	68	0.04%
<i>Exit Costs</i>	\$15 per lot	75	0.04%
	Exchange fee per contract \$2.07	10.35	0.01%
<b>TOTAL SERVICE COSTS</b>		<b>238.28</b>	<b>0.13%</b>
<b>AGGREGATED COSTS</b>			
<i>Entry Costs</i>		85.35	0.0477%
Thereof Third Party Payments Received		0	0.00%
<i>Running Costs</i>		68	0.0370%
Thereof Third Party Payments Received		0	0.00%
<i>Exit Costs</i>		85.35	0.0477%
Thereof Third Party Payments Received		0	0.00%
<b>AGGREGATED COSTS</b>		<b>238.28</b>	<b>0.13%</b>
Thereof Third Party Payments Received		0	0.00%

### Appendix 3: General Costs & Associated Charges – EAM

The table below presents the costs and associated charges apply if you receive the EAMS.

Fee description	Details	Percentage / Amount
Security Transactions (European & International main markets, excluding Options & Futures)	Up to CHF 500.000 From CHF 500.000 Minimum brokerage commission  <i>** Tax levy applies in Switzerland on Stocks – 15b.p. on the transaction amount **</i>	0.60% 0.40% CHF 160
Bonds, Eurobonds & Notes (All markets)	Up to CHF 500.000 From CHF 500.000 Minimum brokerage commission	0.60% 0.40% CHF 160
Investment Fund Commission	Third Party investment funds (not UBS), Issuing & Redemption UBS Investment Funds, Issuing & Redemption Minimum brokerage commission	1.00% 0.50% CHF 160
Hedge Fund Commission	Issuing & Redemption Minimum brokerage commission	1.50% CHF 650
Fixed commission rate for Fixed Term deposit (UBS Jersey and other Banks)		0.250 % p.a.
Fixed commission rate for Call deposit (UBS Jersey and other Banks)		0.250 % p.a.
Foreign Exchange and Precious Metal Commissions	FX Spot mark-up on all currencies excluding FX included trades  FX forward mark-up on all currencies	50bps  24bps p.a.
OTC Structured products (securities) and derivative	As per product / defined trade by trade	



Custody Fees	<p>Fixed rate on safekeeping (including foreign safekeeping)</p> <p>Up to CHF 500.000  Up to CHF 1.000.000  Up to CHF 10.000.000  From CHF 10.000.000  Fixed minimum fee per custody account</p>	<p>1.00% p.a.  0.35% p.a.  0.28% p.a.  Individual rates  CHF 300 p.q.</p>
Account and Banking relationship Fees	<p>Account maintenance fee  Domiciliary company fees  Fixed charge domicile abroad  Tax Reporting</p>	<p>Standard – list price  CHF 720 p.a.  CHF 250 p.a.  CHF 400</p>